




Town of Addison
FY2025
ADOPTED BUDGET

TOWN OF ADDISON

Budget Cover Page



FISCAL YEAR 2024-2025

This budget will raise more revenue from property taxes than last year's budget by an amount of \$1,857,704 which is a 5.1 percent increase from last year's budget. The property tax revenue to be raised from new property added to the tax roll this year is \$417,004.

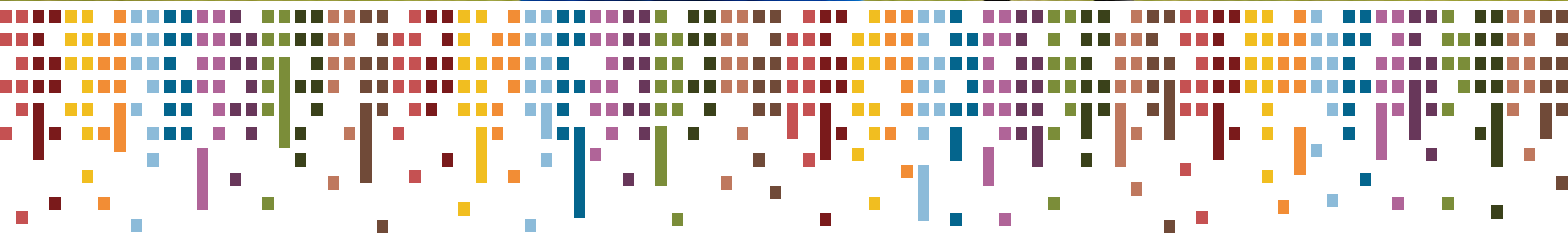
The members of the governing body voted on the budget as follows:

For	Headline
Bruce Arfsten	Mayor
Darren Gardner	Mayor Pro Tempore
Nancy Craig	Deputy Mayor Pro Tempore
Chris DeFrancisco	Council Member
Howard Freed	Council Member
Dan Liscio	Council Member
Marlin Willesen	Council Member

Against
None

Present and Not Voting
None

Absent
None




Property Tax Rate Comparison

	2024-2025	2023-2024
Property Tax Rate	\$0.609822/100	\$0.609822/100
No New Revenue Tax Rate	\$0.589261/100	\$0.562728/100
No New Revenue Maintenance & Operations Tax Rate	\$0.436087/100	\$0.410887/100
Voter Approval Tax Rate	\$0.633851/100	\$0.636365/100
Debt Rate	\$0.170000/100	\$0.160180/100
Total debt obligation for Town of Addison secured by property taxes		\$99,885,000

The information below is in accordance with Section 140.0045 of the Local Government Code as amended by HB 1495 of the 86th Texas Legislature:

	Actual 2022-2023	Estimated Actual 2023-2024	Adopted Budget 2024-2025
Legislative Lobbying ⁽¹⁾	\$0	\$0	\$0
Required Legal Notice Publications	\$32,596	\$31,000	\$28,500

⁽¹⁾ Advocacy services are included in the Town's city membership with Texas Municipal League (TML) in which they coordinate and advocate for a legislative program set by their member cities at the state and federal level.



TABLE

of Contents

City Manager Transmittal Letter	1
Budget Summary	10
All Funds Summary	14
Personnel Summary	18
General Fund Summary by Category	28
General Fund Revenue Summary	29
General Fund Summary by Department	30
Hotel Special Revenue Fund Summary by Category	31
Hotel Special Revenue Fund Summary by Department	32
Economic Development Fund Summary	35
General Obligation Debt Service Fund Summary	36
Utility Fund Summary	37
Stormwater Fund Summary	38
Airport Fund Summary	39
Self-Funded Project Fund Summary	40
Other Special Revenue Fund Summaries	43
Infrastructure Investment Fund Summary	51
Streets Self-Funded Project Fund Summary	52
Grant Funds Summary	53
Information Technology Replacement Fund Summary	54
Capital Replacement Fund Summary	55
Facility Maintenance Fund Summary	57
Decision Packages	59
Capital Improvements Program Budget	61
Summary of Total Outstanding Debt	125

LETTER TO

Mayor & Council



Honorable Mayor and Members of the City Council,

I am pleased to present the fiscal year 2025 adopted budget for the Town of Addison. It has been prepared in conformance with the requirements of the Town Charter, Town financial policies, and State law. This budget represents the expected revenues and planned expenditures for the Town's fiscal year from October 1, 2024, to September 30, 2025.

This budget allocates resources in alignment with the City Council's Key Focus Areas and Strategic Objectives for fiscal year 2024-2025. The adopted budget conforms with our practice of providing Town employees with the resources required to deliver the excellent municipal services expected by Addison residents and businesses. This budget continues to maintain the conservative fiscal approach that has allowed Addison to achieve our sound financial position and stellar bond ratings (AAA from Standard and Poor's (S&P) and Aaa from Moody's). The Town of Addison remains well-positioned for future prosperity.

This adopted budget creates a vision for Addison's future, executes and follows through on our commitments to the community, and supports our excellent employees to exhibit the Addison Way and follow our core values of Accountability, Responsiveness, Innovation, Dedication to Service, and Integrity.

This budget is the result of focus on the adopted 2024-2025 Strategic Plan and Key Focus Areas including the following highlights:

INFRASTRUCTURE PLANNING & MAINTENANCE

The fiscal year 2025 budget continues the progress the Town has made in using the comprehensive Asset Management Plan to make informed decisions about how to invest our resources to address our infrastructure needs now and in the future. In fiscal year 2020, Council adopted an Asset Management Policy for the Town, which established the scope and framework for the Asset Management Plan. Using this policy as a guide, the Town continues to provide funding to support critical maintenance and infrastructure needs. To remain proactive in addressing these needs, the Town continues to improve upon the Capital Improvement Program (CIP) Budget, which includes \$51.0M in infrastructure and improvement projects for fiscal year 2025. The fiscal year 2025 budget includes several bond-funded projects that were approved by voters as part of the November 2019 Bond Election. Information from the Asset Management System was used to inform the Community Bond Advisory Committee's recommendations related to the bond projects.

FACILITY RESTRUCTURING AND CONSTRUCTION

In fiscal year 2025, the Town plans to undertake significant restructuring at the Addison Conference Centre to transition the facility and add offices and workspaces to move all staff currently at Town Hall to the updated facility. Once complete, Finance staff will relocate to the now vacant Town Hall facility and the property they occupy at 5350 Belt Line Road will be repurposed. Additionally, lobby renovations at the Service Center are planned to improve building access and security as well as to improve the customer experience and transition Utility Billing staff to the facility.

Finally, in fiscal year 2025 the process will begin to construct a new, approximately 45,000 square foot Police and Courts Facility at the existing location. This project is anticipated to cost \$35 million and will replace the current 29,000 square foot facility constructed in 1984 that continues to have significant and ongoing maintenance needs. It is anticipated that the new facility would be operational by 2027.

RESOURCE MAXIMIZATION

City Council adopted a strategic objective in the 2024-2025 approved Strategic Plan to maintain the Town's credit rating and a fiscally resilient budget process. One initiative to achieve this objective was to develop an internal Resource Maximization Committee to identify cost savings and efficiencies through the FY25 Budget process.

This committee was formed of employees from each department, nominated to serve by their department directors. The committee solicited ideas for cost savings and/or efficiencies from all employees and met throughout the budget process to discuss ideas and employee submissions.

The following cost savings and efficiencies have been incorporated into the fiscal year 2025 adopted budget through the dedicated work of staff and the internal Resource Maximization Committee:

- Eliminated the Assistant to the City Manager - savings of \$130,000
- Eliminated the Airport Operations Manager - savings of \$123,800
- Eliminated Brinks Cash pickup services - savings of \$10,000
- Created Capital Budget reporting and eliminated software - savings of \$11,500
- Eliminated unused data cards - savings of \$18,000
- Revamp Town Garage sale event - savings of \$20,000
- Eliminated Airport Billing software - savings of \$3,000
- Cancelled Roofing Contract - savings of \$19,000
- Excluded coverage on new HVAC units - savings of \$60,000
- Eliminated unused court software modules - savings of \$6,000
- Replaced virus/spam services/software with an integrated enhanced solution - savings of \$15,000

- Began utilizing Addison Police Reporting Online to allow citizens to self-report certain crimes and obtain a report for insurance right away - savings of \$25,000
- Utilize in-house chemical application rather than contractors - savings of \$18,000
- Recreation facilities liaison to make building repairs and maintenance more efficient - savings of \$10,000
- Utilize volunteers and seasonal employees for Special Events - savings to be determined

COMPENSATION AND BENEFITS

High quality services are a community hallmark of Addison. To provide those services to our residents in the most efficient manner, it is essential we maintain a compensation and benefits package which attracts and maintains talented staff and follows the Town's compensation strategy.

This adopted budget includes the following compensation and benefit highlights:

- Funding for a Town-wide compensation pool of 4.0%.
- An anticipated 5.0% increase in the Town's group medical insurance premiums over prior year actuals.

PROPERTY VALUES

On an annual basis, the Dallas Central Appraisal District provides the Town with a certified tax roll of all properties inside Addison's city limits. The certified taxable value for fiscal year 2025 is \$6,475,713,538 which equates to an increase of approximately \$316 million, or 5.1% from the previous year. Included in the certified taxable values are \$70,725,860 in new properties added to the tax roll between January 1, 2023 and December 31, 2023.

The average taxable value for a single-family home in Addison is \$474,475, an increase of approximately \$47,977 or 11.2% from the previous year.

TAX RATE

The adopted fiscal year 2025 budget has no increase to the Town's tax rate of \$0.609822. The calculated voter-approval tax rate is \$0.633851, with a no-new revenue tax rate of \$0.589261. The adopted tax rate exceeds the no-new revenue rate by \$0.020561, or 3.5%, primarily as a result of taxable value increases of existing properties and an increase in debt service.

Of the total tax rate, \$0.439822 is dedicated to maintenance and operations, which is a decrease of \$0.010508 from fiscal year 2024 for maintenance and operations, and \$0.170000 is dedicated to debt service payments. The debt service portion of the tax rate is increasing as a result of the issuance of debt primarily related to the 2019 bond program approved by voters.

The adopted tax rate allows the Town to continue to provide the excellent services that residents and businesses expect.

At a property tax rate of \$0.609822, the municipal tax paid on the average single-family home will be approximately \$2,893.45 on an annual basis, an increase of \$292.57 over the previous year.

GENERAL FUND

The General Fund accounts for all expenditures for traditional government services (Public Safety, Parks & Recreation, Administration, etc.). General Fund revenue is generated from ad valorem property taxes, a one-cent portion of the sales tax, and a variety of fees for services.

General Fund revenues total approximately \$50.3 million for fiscal year 2025, an increase of 4.3% from the previous year's original budget. We project property tax revenues of approximately \$25.5 million, an increase of approximately 2.5% over the previous year's original budgeted amount and sales and mixed beverage tax revenues of approximately \$17.5 million, 5.8% more than the fiscal year 2024 original budget.

General Fund operating expenditures are estimated at \$50.3 million, reflecting a 4.4% increase from the original fiscal year 2024 budget. The available ending fund balance for the General Fund is projected to be approximately \$20.8 million, leaving 41.4% of operating reserves, which exceeds both the Town's policy of 25% and the City Council's goal of 30%.

This budget proposes no additional personnel in the General Fund and includes an overall reduction of 2.50 Full Time Equivalent positions consisting of the following:

- Elimination of the Assistant to the City Manager - 1.00 Full Time Equivalent position
- Reallocation of 1.50 Full Time Equivalent positions to the Airport Fund to better align with duties

It is important to note that General Fund expected revenues exceed planned expenditures by \$3,936. The adopted property tax revenue equates to a 1.3% increase on existing properties over the prior fiscal year.

SIGNIFICANT CHANGES OTHER THAN PERSONNEL

- FY2025 Budget Decision Packages:
 - Day Porter Services for Town Facilities - \$50,000
 - Police Officer-in-Charge Pay - \$14,400
 - Police Field Training Officer Pay - \$10,000
 - Police Community Outreach - \$10,000
 - The addition of two City observed holidays - \$76,236
 - Development Services Abatement Services - (\$4,000)
 - Recreation Programming - \$2,700

- FY2024 Mid-Year Changes:
 - Due to a new landscaping and mowing contract approved in April of 2024, Parks created a hybrid approach that will include a mixture of staff and contracted services that will provide a higher level of service that included two Parks Groundskeeper positions - \$60,000.

HOTEL FUND

The Hotel Fund collects funds from a 7% tax on hotel rooms rented in the Town of Addison. These funds are used to support projects that enhance and promote tourism, the arts, and the convention/hotel industry in Addison.

Fund revenues for fiscal year 2025 are expected to total \$7.4 million, an increase of \$884 thousand, or 13.2% due to a projected increase in revenue from special events as well as administrative fee and hotel tax revenue generated by a newly created Tourism Public Improvement District (TPID). Budgeted operational expenditures of approximately \$7.5 million, an increase of \$810 thousand, or 12.0%, are primarily due to personnel related to new staff as a result of the TPID and recommendations from the Theatre vision study completed in FY2024. The available ending fund balance for the Hotel Fund is projected to be \$5.2 million, leaving 68.3% of operating reserves, which exceeds the Town's policy of 25%.

This budget proposes to fund the following in the Hotel Fund:

- \$27,986 to make the Volunteer Coordinator a full-time position - 0.3 Full Time Equivalent position
- \$108,247 for a Tourism Coordinator position funded by TPID Administrative Fees - 1.0 Full Time Equivalent position
- \$116,560 for a Senior Communications Specialist position offset by increased hotel taxes from the TPID creation - 1.0 Full Time Equivalent position
- \$138,409 for a Theatre Manager position as recommended by the Theatre vision study - 1.0 Full Time Equivalent position
- \$30,000 for major Theatre projects funding

The fiscal year 2025 budget indicates ongoing changes to Special Events and Theatre operations that affect the Hotel Fund. Increased revenues from new and enhanced revenue streams and new event offerings are reflected in the special events budgets, resulting in a reduced investment from the Hotel Fund. The theatre budget shows the first step in a multi-year plan to improve operations, based on the theatre operations study completed in 2024.

UTILITY FUND

The Utility Fund is supported by fees charged to water and sewer customers that pay for the services they receive from the Town. As a business-type fund, the revenues charged should at a minimum cover the fund's operating expenses and debt service, as well as any other policy-

related goals defined by the City Council (i.e., funding for capital projects, capital replacement, conservation efforts, etc.).

In January 2018, the City Council approved a Utility Rate Policy to adopt utility rates that fully fund a short-term staffing plan and provide a mix of cash and bond funding for capital improvement projects. The Council gave direction at the June 14, 2022 Council meeting to continue the policy and adopt utility rates according to an updated utility rate model to provide a mix of cash and bond funding for capital improvement projects and maintain a minimum fund balance of 25% of operating expenses by utilizing cost of service adjustments. The adopted fiscal year 2025 utility rates, effective October 1, 2024, include an increase of 5.5% to water and sewer rates, which equates to \$3.70 per month for an average residential user of 5,000 gallons of water.

The utility rate model, which took effect beginning in fiscal year 2024 included the following adopted increases to water and sewer rates:

Fiscal Year 2024: 5.5% (actual adopted rate was 4.5%)

Fiscal Year 2025: 5.5%

Fiscal Year 2026: 5.5%

Fiscal Year 2027: 4.0%

Fiscal Year 2028: 3.5%

Staff continues to review the utility rate model on an annual basis to ensure the rate adjustments are in line with the needs identified in the utility rate model adopted by the City Council. Due to increases in wholesale water purchases and wastewater treatment of 7.7% and 9.1%, respectively, the full 5.5% increase identified in the adopted rate model is recommended. The total Utility Fund revenues for fiscal year 2025 are expected to be approximately \$17.3 million, with budgeted operational expenses of \$17.3 million. The available ending working capital for the Utility Fund is projected to be \$7.5 million. The projected end-of-year working capital will maintain 43.4% of operating reserves, which exceeds the Town's policy of 25%.

This budget proposes to fund the following in the Utility Fund:

- Kellway Pump Station Maintenance - \$175,000

A total of \$3.4 million in capital projects are in the Utility Fund for fiscal year 2025. These projects are funded through a combination of authorized bond funds (\$2.2 million) and cash (\$1.2 million) from the Utility Fund. A list of projects can be found in the Capital Improvements Program budget included in this document and submitted for City Council consideration.

STORMWATER FUND

The Stormwater Fund is supported by drainage fees added to utility bills. The projected revenues for fiscal year 2025 are \$2.8 million, with budgeted expenses totaling \$3.3 million. The available ending working capital for the Stormwater Fund is projected to be \$7.3 million, leaving 260% of operating expenses, which exceeds the Town's policy of 25%.

Fees for the Stormwater Fund will not increase this year for any customer rate class. Staff estimates that current revenue is sufficient to operate the fund within the Town's financial policies over the next five years.

This budget proposes to fund the following in the Stormwater Fund:

- \$25,000 for a contracted Flood Plain Administrator
- \$163,375 for a Construction Inspector - 1.0 Full Time Equivalent Position

No capital projects are in the Stormwater Fund for fiscal year 2025. The focus of the Stormwater Fund is shifting to maintenance of existing stormwater infrastructure to ensure that the stormwater system operates at the highest efficiency and reduces our need to perform major capital projects.

ECONOMIC DEVELOPMENT FUND

The Economic Development Fund is supported by a combination of the following revenue sources:

- An allocation of a portion of the property tax rate equal to \$0.023716 (\$1.5 million)
- Interest and other income (\$75,000)

Total expenditures for fiscal year 2025 are estimated at \$1.5 million.

AIRPORT FUND

The Airport Fund mainly receives revenues from rental income on Town-owned property and service fees to airport customers. Total projected revenues of approximately \$10.1 million in fiscal year 2025 will allow for budgeted expenses of approximately \$11.2 million which includes \$4.2 million in capital projects and developer participation agreements. The available ending working capital for the Airport Fund is projected to be \$7.1 million, leaving 111.4% of operating expenses, which exceeds the Town's policy of 25%.

This budget proposes to fund the following in the Airport Fund:

- \$110,000 for Airport GIS Contractual Services

- \$37,000 for an Airport vehicle replacement

A total of \$6.2 million in capital projects are in the Airport Fund for fiscal year 2025. These projects are funded through a combination of authorized bond funds, grant funding, and cash from the Airport Fund. A list of projects can be found in the Capital Improvements Program budget included in this document and submitted for City Council consideration.

INFRASTRUCTURE INVESTMENT FUND (IIF)

The Infrastructure Investment Fund (IIF) was created in fiscal year 2015 through a \$4 million transfer from General Fund reserves. The intent of this fund is to cash finance infrastructure projects. Annually, a portion of the property tax rate equal to \$0.006201 is deposited into this fund. In fiscal year 2025, \$381,504 is scheduled to be generated by the IIF portion of the tax rate. One project is included in the adopted budget for Conference Centre Renovations in the amount of \$1.5 million.

CAPITAL IMPROVEMENT BUDGET

The Capital Improvement Program (CIP) budget for fiscal year 2025 is approximately \$51.0 million. Projects are funded by a combination of authorized bond funds, grant funding, and cash contributions. The CIP budget provides an all-funds view of the Town's planned capital improvement expenditures on public infrastructure and facilities over the next five years. For more information related to these capital projects, please reference the fiscal year 2025 CIP budget also submitted to the City Council for consideration.

SELF-FUNDED SPECIAL PROJECT FUND

The purpose of the Self-Funded Special Project Fund is to cash fund important one-time projects. The dollars for these one-time projects comes from positive budget variances in the General Fund transferred at year-end. The anticipated beginning fund balance for fiscal year 2025 is approximately \$5.2M and budgeted expenditures total \$1,256,100. Major expenditures in this fund in fiscal year 2025 include:

- \$3,000 for smoke detector battery replacement program
- \$15,000 for EMS training
- \$222,200 for HSIP Arapaho Road/Surveyor Blvd and Systemwide Improvements
- \$196,000 for Parks Planned Asset Replacement
- \$225,000 for Service Center Lobby Renovations
- \$30,000 for mental health screenings for Fire Department
- \$100,000 for Neighborhood Vitality Grant Funding
- \$156,000 for Local Trail Connection and Park Schematic Design
- \$248,000 for Wayfinding Signage Master Plan

FY2024 MID-YEAR CHANGES

Significant mid-year changes that occurred in the Self-Funded Special Projects Fund include the following:


- Audio and video equipment improvements at Conference Centre (\$30,000)
- Comprehensive Plan (\$429,935)
- Unified Development Code (\$20,000)
- Theatre Centre operational study (\$60,000)
- Athletic Center fitness wall treatments (\$178,894)
- Transit-Oriented Development financial impact study (\$4,200)
- Professional services used to acquire funds from the Texas Ambulance Supplemental Payment program (\$33,500) utilizing those same funds as well as audit services (\$6,500) of the funds

CONCLUSION

This completes the highlights of the fiscal year 2025 budget. I believe this budget balances the desire to continue to deliver high-quality services with the need to address issues that are important to the future of Addison.

I would like to thank the department directors who have put much time and expertise into the development of the budget. The creation of this budget would not have been possible without the hard work of Chief Financial Officer Steven Glickman, Budget Manager Kristen Solares, Assistant Finance Director Amanda Turner, and the rest of our Finance Department. In addition, I would like to give a special thanks to all the Town employees who continue to work hard to provide quality services to our residents and businesses in the Addison Way.

Respectfully submitted,



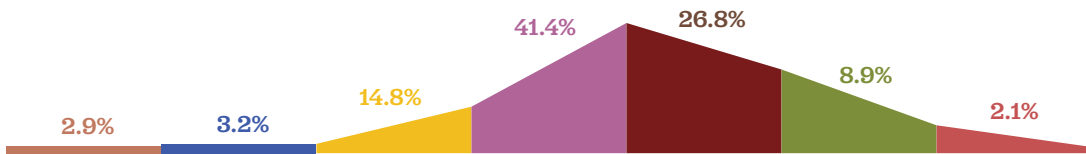
David Gaines
City Manager

CITY COUNCIL

FY2025 Budget Summary

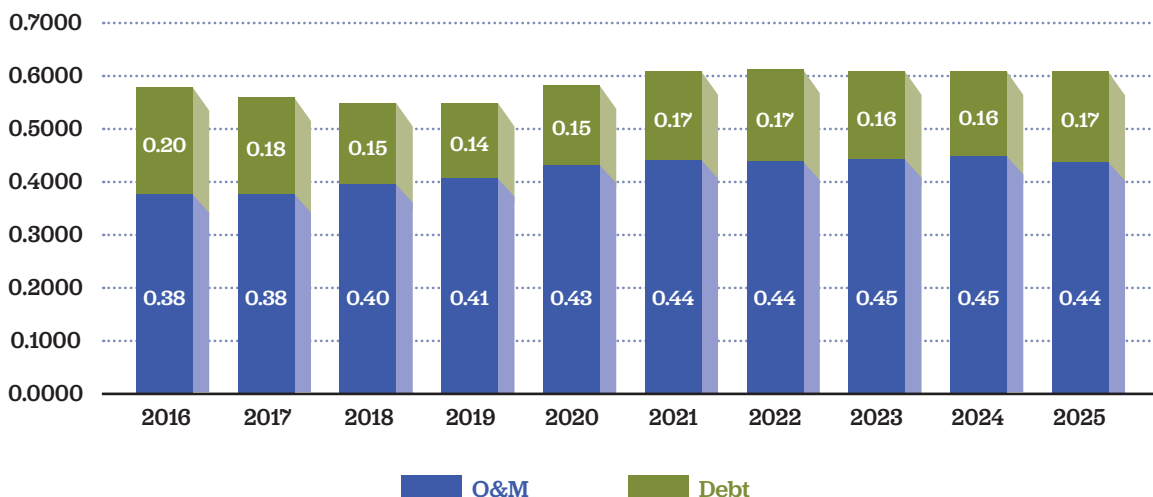
The following is a summary of the Fiscal Year (FY) 2024 - 2025 annual budget of the Town of Addison.

- **The total budget appropriates approximately \$103.3 million for operations.** This adopted budget provides sufficient funding to tailor services to meet the needs and expectations of the community.

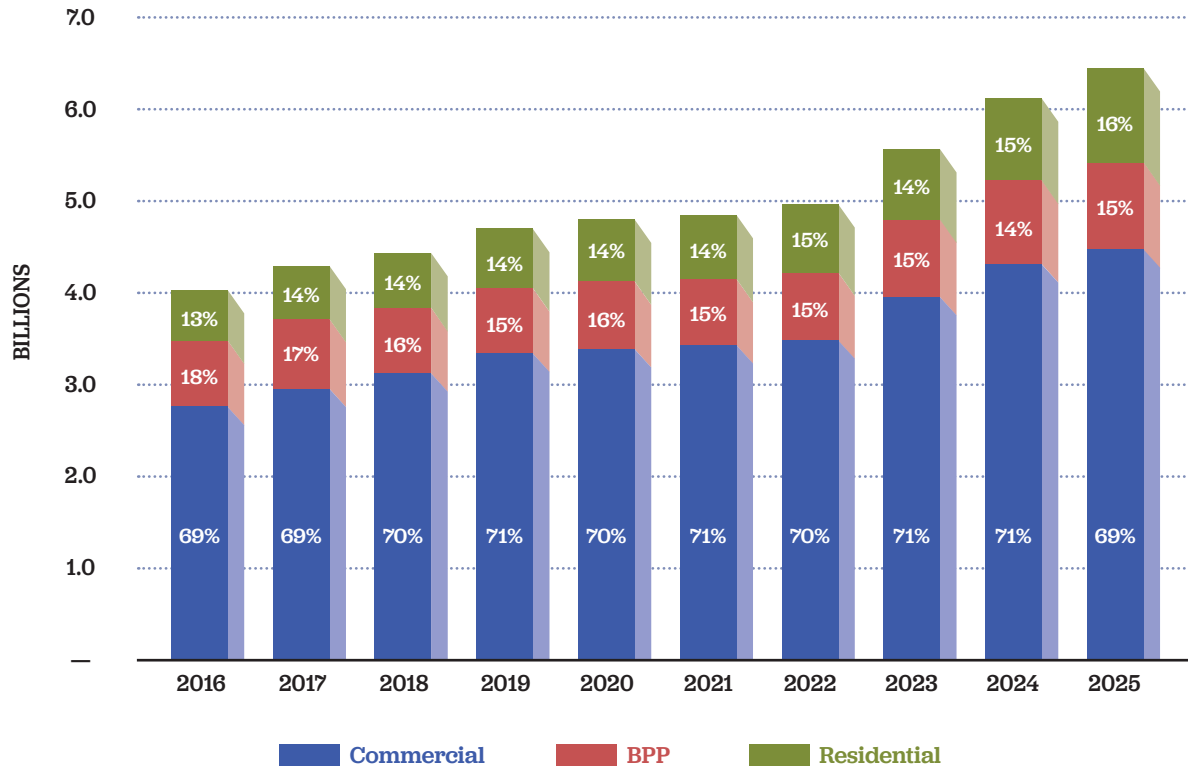


Budget Overview	%
Personnel Services	41.4%
Contractual Services	26.8%
Debt Service	14.8%
Maintenance	8.9%
Capital Outlay	2.9%
Capital Replacement/Lease	3.2%
Supplies	2.1%

- **Additionally, this budget appropriates approximately \$51.0 million for capital project expenditures.**
- **The adopted property tax rate is \$0.609822.** The City Manager is proposing a property tax rate of **\$0.609822**/ \$100, which is below the FY2025 voter-approval rate of **\$0.633851**/ \$100. The adopted rate is above the no-new revenue rate of **\$0.589261**/ \$100. (Numbers on chart have been rounded to nearest penny.)




- **The certified taxable property value increased by 5.1 percent.** The certified taxable value for all property is approximately \$6.5 billion. The adopted rate generates a total property tax levy of \$39,490,307.



- **Revenues excluding transfers total \$107.4 million, a net increase of \$409 thousand compared to the fiscal year 2024 budget.** Significant variations in revenue sources include:

- Property tax revenue is projected to increase \$1.9 million due to the issuance of voter approved debt, \$70.7 million in new properties added to the tax roll, and a 4.0% increase in existing property values.
- Non-property tax revenue is projected to increase \$1.1 million due to an estimated increase in sales tax and hotel occupancy taxes.
- Utility revenue is increasing \$1.2 million based on 5.5% rate increases in accordance with the utility rate model adopted via resolution by the City Council in 2022.
- Airport Fund revenue is projected to increase \$2.9 million due to increased rental income of \$47 thousand, increased service fees of \$90 thousand, and Bipartisan Infrastructure Law funding of \$2.57 million.
- Streets Self-Funded Projects Fund revenue decreased to \$3.1 million due to removing FY2024 budgeted cost sharing agreements with Dallas County for reconstruction of Midway Road and Keller Springs Road, \$4.1 million from DART for use on transportation related projects, and \$350 thousand from the City of Farmers Branch for a cost sharing agreement for the construction for the Bella Lane/Alpha Road connector.

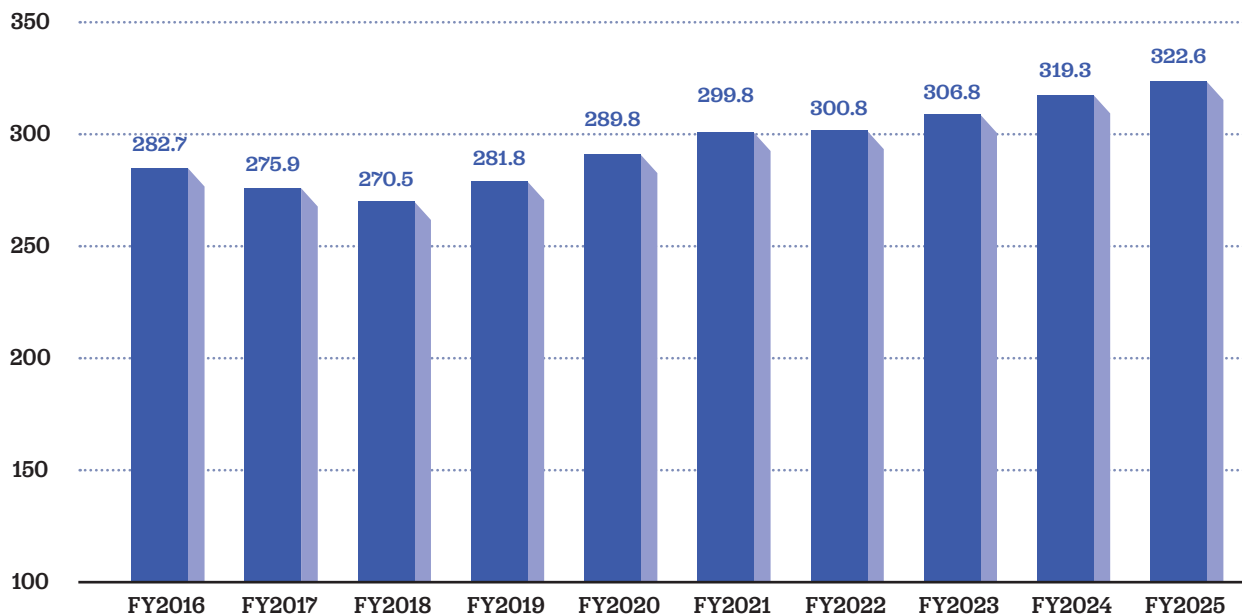



■ **The total staffing (all funds) is 322.6 FTEs** (full-time equivalent), which is an increase of 3.30 FTEs over last year. The following positions are being added and eliminated in FY2025:

- (1.00 FTE) Assistant to City Manager (Eliminated – General Fund)
- 1.00 FTE Senior Communications Specialist (Hotel Fund)
- 1.00 FTE Tourism Coordinator (Hotel Fund)
- 1.00 FTE Theatre Manager (Hotel Fund)
- 0.30 FTE Volunteer Coordinator (Part-Time to Full-Time – Hotel Fund)
- 1.00 FTE Construction Inspector (Stormwater Fund)

3.30 FTE Total

Full-Time Equivalent History





- **The budget includes \$51.0 million for capital improvement projects.** Significant items include:

GENERAL CAPITAL PROJECTS

■ Vitruvian West Streetscape and Bella Lane Extension	\$896,741
■ Quorum Drive Reconstruction	\$10,000,000
■ Keller Springs Road Reconstruction	\$8,000,000
■ Airport Parkway Reconstruction	\$3,400,000
■ Improvements to Existing Buildings	\$616,490
■ Montfort Drive Reconstruction	\$4,187,000
■ Les Lacs Pond Improvements	\$1,879,208
■ Vitruvian Park Phase 6, Blocks 301,302, and 303	\$1,904,075
■ Beltway Drive Trail	\$1,697,500
■ North Texas Emergency Communications Facility	\$200,000
■ AAC Outdoor Pool Restrooms/Perimeter Fence Renovations	\$60,000
■ Westgrove & Quorum Bicycle Lanes and Airport Viewing Area	\$563,900
■ Police and Courts Facility	\$3,500,000
■ Service Center Lobby Renovations	\$225,000
■ Arapaho/Surveyor and Systemwide Traffic Signal Improvements	\$222,200

INFRASTRUCTURE INVESTMENT CAPITAL PROJECTS:

■ Conference Centre Renovations	\$1,500,000
---------------------------------	-------------

UTILITY CAPITAL PROJECTS:

■ AMI Water Meter Modernization	\$3,150,000
■ Celestial Pumpstation Bathroom Addition	\$45,000
■ Addison Circle Tower Driveway	\$225,000

STORMWATER CAPITAL PROJECTS:

■ Les Lacs Pond Improvements	\$2,500,000
------------------------------	-------------

AIRPORT CAPITAL PROJECTS:

■ Airport Fuel Storage Expansion	\$3,336,000
■ Jimmy Doolittle Drive Reconstruction	\$1,000,000
■ Eastside Airport Service Road Reconstruction	\$1,483,000
■ Airport Regulated Garbage Utility Building	\$275,000
■ 4533 Glenn Curtiss (U2) Roof Replacement	\$150,000

ALL FUNDS

Summary

Combined Summary of Revenues, Expenditures and Changes in Fund Balance by Category

**All Funds Subject to Appropriation
City Council FY2025 Adopted Annual Budget
With Comparisons to FY2024 Estimates and FY2023 Actual**

FY2024-25	Special Revenue Funds					Combined	Capital
	General Fund	Hotel	Economic Development	Combined Grants	Combined Other	Debt Service Funds	Infrastructure Investment
Beginning Balances	20,799,755	5,294,485	2,486,348	51,118	12,105,155	789,270	4,129,546
Revenues							
Ad Valorem Tax	25,465,206	-	1,474,028	-	-	10,608,408	381,504
Non-Property Taxes	17,465,000	5,355,000	-	-	-	-	-
Franchise Fees	2,055,000	-	-	-	25,000	-	-
Licenses & Permits	1,210,700	-	-	-	-	-	-
Intergovernmental	-	-	-	8,750	-	-	-
Service Fees	2,726,319	1,616,000	-	-	-	-	-
Fines & Penalties	335,000	-	-	-	40,030	-	-
Rental Income	8,600	160,000	-	-	-	-	-
Interest & Other Income	1,007,500	275,000	75,000	1,200	3,208,000	50,000	150,000
Total Revenues	50,273,325	7,406,000	1,549,028	9,950	3,273,030	10,658,408	531,504
Transfers from other funds	-	-	-	-	-	972,958	-
Other Financing Sources - Leases	-	-	-	-	-	-	-
Total Available Resources	71,073,080	12,700,485	4,035,376	61,068	15,378,185	12,420,636	4,661,050

**Combined Summary of Revenues, Expenditures
and Changes in Fund Balance by Category**

**All Funds Subject to Appropriation
City Council FY2025 Adopted Annual Budget
With Comparisons to FY2024 Estimates and FY2023 Actual**

FY2024-25	Proprietary Funds			Internal Service	Total All Funds		
	Airport	Utility	Stormwater	Combined Replacement	2024-2025 Budget	2023-2024 Estimated	2022-2023 Actual
Beginning Balances	8,173,656	8,906,359	7,808,368	7,068,169	77,612,229	83,271,138	79,129,954
Revenues							
Ad Valorem Tax	-	-	-	-	37,929,146	36,077,442	33,397,217
Non-Property Taxes	-	-	-	-	22,820,000	23,050,000	23,705,974
Franchise Fees	-	-	-	-	2,080,000	2,118,659	2,157,698
Licenses & Permits	-	-	-	-	1,210,700	1,385,500	1,222,091
Intergovernmental	2,671,260	-	-	-	2,680,010	179,262	241,976
Service Fees	1,485,140	16,996,561	2,600,000	3,260,963	28,854,503	26,143,387	25,887,743
Fines & Penalties	-	105,000	-	-	480,030	481,100	577,904
Rental Income	5,733,487	-	-	-	5,902,087	5,796,625	5,772,086
Interest & Other Income	220,700	232,422	200,000	237,900	5,657,722	8,156,610	3,207,582
Total Revenues	10,110,587	17,333,983	2,800,000	3,498,863	107,614,198	103,388,585	96,170,271
Transfers from other funds	-	-	-	-	972,958	2,875,540	4,681,874
Other Financing Sources - Leases	-	-	-	-	-	-	236,472
Total Available Resources	18,284,243	26,240,342	10,608,368	10,567,032	186,199,385	189,535,263	180,218,571

**Combined Summary of Revenues, Expenditures
and Changes in Fund Balance by Category**

**All Funds Subject to Appropriation
City Council FY2025 Adopted Annual Budget
With Comparisons to FY2024 Estimates and FY2023 Actual**

FY2024-25	Special Revenue Funds					Combined	Capital
	General Fund	Hotel	Economic Development	Combined Grants	Combined Other	Debt Service Funds	Infrastructure Investment
Expenditures							
Personnel Services	33,016,516	2,118,673	504,152	-	26,270	-	-
Supplies	1,728,719	61,392	14,308	-	17,000	-	-
Maintenance	4,047,164	451,824	44,728	-	697,000	-	-
Contractual Services	8,660,210	4,600,482	904,360	20,000	772,400	8,000	-
Capital Replacement/ Lease	2,513,511	284,225	9,715	-	-	-	-
Debt Service	-	-	-	-	-	11,810,279	-
Capital Outlay	303,269	30,000	-	-	537,200	-	-
Total Operational Expenditures	50,269,389	7,546,596	1,477,263	20,000	2,049,870	11,818,279	-
Transfers to other funds	-	-	-	-	-	-	-
One-Time Decision Package	-	-	-	-	-	-	-
Capital Improvements	-	-	-	-	3,519,675	-	1,500,000
Total Expenditures	50,269,389	7,546,596	1,477,263	20,000	5,569,545	11,818,279	1,500,000
Ending Fund Balances	20,803,691	5,153,889	2,558,113	41,068	9,808,640	602,357	3,161,050
Fund Balance Percentage	41.4%	68.3%	173.2%	205.3%	478.5%	5.1%	0.0%
Fund Balance Policy Requirement ⁽¹⁾	25.0%	25.0%	25.0%	N/A	N/A	N/A	N/A

(1) It is a goal of the City Council to maintain a General Fund ending fund balance of 30% per financial policy.

**Combined Summary of Revenues, Expenditures
and Changes in Fund Balance by Category**

**All Funds Subject to Appropriation
City Council FY2025 Adopted Annual Budget
With Comparisons to FY2024 Estimates and FY2023 Actual**

	Proprietary Funds			Internal	Total All Funds		
FY2024-25	Airport	Utility	Stormwater	Combined Replacement	2024-2025 Budget	2023-2024 Estimated	2022-2023 Actual
Expenditures							
Personnel Services	2,964,581	3,202,074	942,468	-	42,774,734	39,941,649	35,573,851
Supplies	55,873	227,105	30,400	-	2,134,797	2,041,302	2,407,592
Maintenance	693,126	1,167,009	620,549	1,274,000	8,995,400	8,378,994	6,687,397
Contractual Services	1,507,327	10,816,295	257,200	-	27,546,274	29,781,732	25,515,144
Capital Replacement/ Lease	242,928	166,584	50,000	-	3,266,963	2,651,963	2,512,059
Debt Service	874,709	1,747,470	896,453	-	15,328,911	13,657,736	12,622,066
Capital Outlay	-	-	-	2,006,600	2,877,069	6,954,422	4,084,396
Total Operational Expenditures	6,338,544	17,326,537	2,797,070	3,280,600	102,924,148	103,407,798	89,402,505
Transfers to other funds	528,527	-	444,431	-	972,958	2,875,540	4,681,874
One-Time Decision Package	147,000	175,000	66,500	-	388,500	1,236,000	-
Capital Improvements	4,208,000	1,220,000	-	-	10,447,675	4,403,696	2,863,054
Total Expenditures	11,222,071	18,721,537	3,308,001	3,280,600	114,733,281	111,923,034	96,947,433
Ending Fund Balances	7,062,172	7,518,805	7,300,367	7,286,432	71,466,104	77,612,229	83,271,138
Fund Balance Percentage	111.4%	43.4%	261.0%	222.1%	69.4%	75.1%	93.1%
Fund Balance Policy Requirement ⁽¹⁾	25.0%	25.0%	25.0%	N/A	N/A	N/A	N/A

(1) It is a goal of the City Council to maintain a General Fund ending fund balance of 30% per financial policy.

Total Revenues	107,444,678
Decrease in Fund Balance	(4,520,530)
Total Appropriable Funds	102,924,148

PERSONNEL


Summary



FY2024-2025

General Fund	Actual 2022-23	Budget 2023-24	Estimated 2023-24	Budget 2024-25	Difference 2024-25
City Secretary					
City Secretary	1.00	1.00	1.00	1.00	-
	1.00	1.00	1.00	1.00	-
City Manager's Office					
City Manager	1.00	1.00	1.00	0.75	(0.25)
Deputy City Manager	1.00	1.00	1.00	1.00	-
Chief of Staff	-	-	0.70	0.70	-
Assistant to City Manager	1.00	1.00	1.00	-	(1.00)
Executive Assistant	1.00	1.00	1.00	1.00	-
Volunteer Coordinator	0.50	0.50	0.70	0.70	-
	4.50	4.50	5.40	4.15	(1.25)
Finance Department					
Chief Financial Officer	1.00	1.00	1.00	0.75	(0.25)
Assistant Director of Finance	0.50	0.50	0.25	0.25	-
Controller	0.50	0.50	0.75	0.75	-
Accounting Manager	0.50	0.50	0.50	0.50	-
Purchasing Manager	1.00	1.00	1.00	1.00	-
Budget Manager	1.00	1.00	1.00	1.00	-
Risk Management and Payroll Manager	-	-	1.00	1.00	-
Senior Accountant II	1.00	1.00	-	-	-
Senior Budget Analyst	1.00	1.00	1.00	0.75	(0.25)
Senior Treasury Analyst	1.00	1.00	1.00	1.00	-
Accountant	0.50	0.50	0.50	0.50	-
Management Analyst	1.00	1.00	1.00	1.00	-
Senior Accounting Specialist	1.00	1.00	1.00	0.75	(0.25)
Accounting Specialist	1.00	1.00	1.00	0.75	(0.25)
	11.00	11.00	11.00	10.00	(1.00)


Personnel Summary




General Fund	Actual 2022-23	Budget 2023-24	Estimated 2023-24	Budget 2024-25	Difference 2024-25
General Services					
Director of General Services	1.00	1.00	1.00	1.00	-
Asset Management and Fleet Manager	1.00	1.00	1.00	1.00	-
Assistant Director of General Services	1.00	1.00	1.00	1.00	-
Facilities Supervisor	1.00	1.00	-	-	-
Management Assistant	1.00	1.00	1.00	1.00	-
Facilities Specialist	1.00	1.00	3.00	3.00	-
Facilities Assistant	1.00	1.50	0.50	0.50	-
	7.00	7.50	7.50	7.50	-
Municipal Court					
Municipal Court Administrator	1.00	1.00	1.00	1.00	-
Lead Deputy Court Clerk	1.00	1.00	1.00	1.00	-
Deputy Court Clerk	2.00	2.00	2.00	2.00	-
Municipal Judge	1.00	1.00	1.00	1.00	-
	5.00	5.00	5.00	5.00	-
Human Resources					
Director of Human Resources	1.00	1.00	1.00	1.00	-
Senior HR Business Partner	1.00	1.00	1.00	1.00	-
HR Learning & Development Coordinator	1.00	1.00	1.00	1.00	-
	3.00	3.00	3.00	3.00	-
Information Technology					
Ex. Director of Internal Services	1.00	1.00	1.00	1.00	-
Assistant Director of IT	1.00	1.00	1.00	1.00	-
Network Specialist	5.00	5.00	4.00	4.00	-
Senior ERP Specialist	-	-	1.00	1.00	-
	7.00	7.00	7.00	7.00	-

Personnel Summary

General Fund	Actual 2022-23	Budget 2023-24	Estimated 2023-24	Budget 2024-25	Difference 2024-25
Police					
Police Chief	1.00	1.00	1.00	1.00	-
Assistant Police Chief	1.00	1.00	1.00	1.00	-
Captain	1.00	1.00	1.00	1.00	-
Lieutenant	5.00	5.00	5.00	5.00	-
Sergeant	8.00	8.00	8.00	8.00	-
Police Records Supervisor	1.00	1.00	1.00	1.00	-
Animal Control Supervisor	1.00	1.00	1.00	1.00	-
Police Officer	47.00	47.00	47.00	47.00	-
Animal Control Officer	2.00	2.00	2.00	2.00	-
Management Assistant	1.00	1.00	1.00	1.00	-
Department Assistant	2.00	2.00	2.00	2.00	-
Police Records Clerk	3.00	3.00	3.00	3.00	-
Crime Analyst	1.00	1.00	1.00	1.00	-
Property & Evidence Technician	1.00	1.00	1.00	1.00	-
	75.00	75.00	75.00	75.00	-
Fire					
Fire Chief	1.00	1.00	1.00	1.00	-
Assistant Fire Chief	2.00	2.00	2.00	2.00	-
Battalion Chief	3.00	3.00	3.00	3.00	-
Battalion Chief - Administration	1.00	1.00	1.00	1.00	-
Fire Captain	6.00	6.00	9.00	9.00	-
Fire Lieutenant	3.00	3.00	-	-	-
Driver/Engineer	9.00	9.00	9.00	9.00	-
Emergency Management Coordinator	-	1.00	1.00	0.75	(0.25)
Firefighter/Paramedic	30.00	30.00	29.00	29.00	-
Paramedic	-	-	2.00	2.00	-
Fire Administrative Manager	1.00	1.00	1.00	1.00	-
Fire Prevention Technician	1.00	1.00	1.00	1.00	-
Department Assistant	1.00	1.00	1.00	1.00	-
	58.00	59.00	60.00	59.75	(0.25)




Personnel Summary




General Fund	Actual 2022-23	Budget 2023-24	Estimated 2023-24	Budget 2024-25	Difference 2024-25
Development Services					
Director of Development Services	1.00	1.00	1.00	1.00	-
Assistant Director of Development Services	-	1.00	1.00	1.00	-
Building Official	1.00	1.00	1.00	1.00	-
Planning and Development Manager	1.00	1.00	1.00	1.00	-
Comprehensive Planning Manager	1.00	1.00	1.00	1.00	-
Code Enforcement Manager	-	1.00	1.00	1.00	-
Environmental Health Manager	1.00	1.00	1.00	1.00	-
Senior Building Inspector	2.00	2.00	2.00	2.00	-
Plans Examiner	1.00	1.00	1.00	1.00	-
Senior Environmental Health Specialist	1.00	1.00	1.00	1.00	-
Environmental Health Specialist	1.00	1.00	1.00	1.00	-
Code Enforcement Officer	2.00	3.00	3.00	3.00	-
Combination Building Inspector	0.10	0.10	-	-	-
Management Analyst	1.00	1.00	1.00	1.00	-
Department Assistant	1.00	1.00	1.00	1.00	-
Senior Permit Technician	1.00	1.00	1.00	1.00	-
Permit Technician	-	-	-	-	-
Records Clerk	1.00	1.00	1.00	1.00	-
	16.10	19.10	19.00	19.00	-
Streets					
Streets & Traffic Operations Manager	0.40	0.40	0.40	0.40	-
Traffic Signal Supervisor	-	-	1.00	1.00	-
Street Operations Supervisor	-	-	0.50	0.50	-
Street Crew Leader	1.00	0.50	-	-	-
Senior Signal Technician	1.00	1.00	-	-	-
Signs & Signals Technician	2.00	2.00	2.00	2.00	-
Street Maintenance Worker	2.00	1.50	1.50	1.50	-
	6.40	5.40	5.40	5.40	-

Personnel Summary

General Fund	Actual 2022-23	Budget 2023-24	Estimated 2023-24	Budget 2024-25	Difference 2024-25
Parks					
Director of Parks and Recreation	1.00	1.00	1.00	1.00	-
Assistant Director of Parks	1.00	1.00	1.00	1.00	-
Parks Superintendent	1.00	1.00	1.00	1.00	-
Parks Manager	2.00	2.00	2.00	2.00	-
Landscape Architect	-	1.00	1.00	1.00	-
Parks Supervisor	4.00	4.00	4.00	4.00	-
Parks Supervisor Trainee	1.00	1.00	1.00	1.00	-
Management Assistant	1.00	1.00	1.00	1.00	-
Electrician	1.00	1.00	1.00	1.00	-
Electrician Apprentice	1.00	1.00	1.00	1.00	-
Licensed Irrigator - II	1.00	1.00	1.00	1.00	-
Licensed Irrigator - I	1.00	1.00	1.00	1.00	-
Groundskeeper - II	4.00	4.00	4.00	4.00	-
Groundskeeper - I	6.00	6.00	8.00	8.00	-
	25.00	26.00	28.00	28.00	-
Recreation					
Assistant Director of Recreation	1.00	1.00	1.00	1.00	-
Recreation Manager	1.00	1.00	1.00	1.00	-
Recreation Supervisor	1.00	1.00	1.00	1.00	-
Recreation Member Services Supervisor	1.00	1.00	1.00	1.00	-
Fitness Supervisor	1.00	1.00	1.00	1.00	-
Recreation Coordinator	1.00	1.00	1.00	1.00	-
Pool Supervisor	0.20	0.20	0.20	0.20	-
Senior Lifeguard	0.20	0.20	0.20	0.20	-
Recreation Assistant	3.50	3.50	3.50	3.50	-
Childcare Assistant	1.00	1.00	1.00	1.00	-
Camp Counselor	0.80	0.80	0.80	0.80	-
Custodian	1.00	1.00	1.00	1.00	-
Lifeguard	2.00	2.00	2.00	2.00	-
Facility Attendant	1.00	1.00	1.00	1.00	-
	15.70	15.70	15.70	15.70	-
General Fund Total	234.70	239.20	243.00	240.50	(2.50)



Personnel Summary



Hotel Fund	Actual 2022-23	Budget 2023-24	Estimated 2023-24	Budget 2024-25	Difference 2024-25
Communications & Marketing					
Director of Public Communications	1.00	1.00	1.00	1.00	-
Senior Communications Specialist	-	-	-	1.00	1.00
Marketing and Communications Specialist	1.00	1.00	1.00	1.00	-
	2.00	2.00	2.00	3.00	1.00
Tourism					
Tourism Manager	-	1.00	1.00	1.00	-
Tourism Coordinator	-	-	-	1.00	1.00
	-	1.00	1.00	2.00	1.00
Special Events					
Director of Special Events	1.00	1.00	1.00	1.00	-
Special Events Manager	-	-	1.00	1.00	-
Special Events Supervisor	1.00	1.00	-	-	-
Special Events Coordinator	2.00	2.00	2.00	2.00	-
Sponsorship & Marketing Specialist	1.00	1.00	1.00	1.00	-
Special Events Specialist	1.00	1.00	1.00	1.00	-
Volunteer Coordinator	-	-	-	0.30	0.30
	6.00	6.00	6.00	6.30	0.30
Addison Theatre Centre					
Theatre Centre Manager	-	-	-	1.00	1.00
Theatre Centre Supervisor	1.00	1.00	1.00	1.00	-
Facilities Assistant	-	0.50	0.50	0.50	-
Theatre Centre Attendant	0.50	-	-	-	-
	1.50	1.50	1.50	2.50	1.00
General Hotel Operations					
Senior Accountant	1.00	1.00	1.00	1.00	-
	1.00	1.00	1.00	1.00	-
Hotel Fund Total	10.50	11.50	11.50	14.80	3.30

Personnel Summary



	Actual 2022-23	Budget 2023-24	Estimated 2023-24	Budget 2024-25	Difference 2024-25
Economic Development Fund					
Economic Development					
Director of Economic Development	1.00	1.00	1.00	1.00	-
Economic Development Manager	1.00	1.00	1.00	1.00	-
Economic Development Analyst	-	-	1.00	1.00	-
Economic Development Coordinator	1.00	1.00	-	-	-
	3.00	3.00	3.00	3.00	-
Tourism Services					
Tourism Manager	1.00	-	-	-	-
	1.00	-	-	-	-
Economic Development Fund Total	4.00	3.00	3.00	3.00	-


Personnel Summary

Airport Fund	Actual 2022-23	Budget 2023-24	Estimated 2023-24	Budget 2024-25	Difference 2024-25
City Manager	-	-	-	0.25	0.25
Deputy City Manager	0.50	0.50	0.50	0.50	-
Chief Financial Officer	-	-	-	0.25	0.25
Airport Director	1.00	1.00	1.00	1.00	-
Assistant Finance Director	-	-	0.25	0.25	-
Airport Assistant Director	2.00	2.00	2.00	2.00	-
GIS Manager	0.40	0.40	0.40	0.40	-
Controller	-	-	0.25	0.25	-
Emergency Management Coordinator	-	-	-	0.25	0.25
Asset Manager	1.00	1.00	1.00	1.00	-
Airport Maintenance Manager	1.00	1.00	1.00	1.00	-
Airport Operations Manager	1.00	1.00	-	-	-
Airport Accounting Manager	1.00	1.00	-	-	-
Accounting Manager	-	-	0.50	0.50	-
Accounting Supervisor	0.50	0.50	-	-	-
Police Officer	3.00	3.00	3.00	3.00	-
Senior Budget Analyst	-	-	-	0.25	0.25
Leasing Manager	1.00	1.00	1.00	1.00	-
HR Business Partner	0.50	0.50	0.50	0.50	-
Accountant	-	-	1.00	1.00	-
Management Assistant	1.00	1.00	1.00	1.00	-
Senior Accounting Specialist	-	-	-	0.25	0.25
Airport Operations Specialist	-	1.00	1.00	1.00	-
Accounting Specialist	0.50	0.50	-	0.25	0.25
Airport Maintenance Technician III	1.00	1.00	1.00	1.00	-
Airport Maintenance Technician II	3.00	3.00	3.00	3.00	-
Department Assistant	1.00	1.00	1.00	1.00	-
Janitorial and Light Maintenance Worker	1.00	1.00	1.00	1.00	-
Airport Summer Management Intern	-	0.20	0.20	0.20	-
Airport Fund Total	20.40	21.60	20.60	22.10	1.50

Personnel Summary

Utility Fund	Actual 2022-23	Budget 2023-24	Estimated 2023-24	Budget 2024-25	Difference 2024-25
Utility Administration					
Deputy City Manager	0.50	0.50	0.50	0.50	-
Director of Public Works and Engineering	1.00	1.00	1.00	1.00	-
Assistant Director of Public Works & Engr.	1.00	1.00	1.00	1.00	-
GIS Manager	0.30	0.30	0.30	0.30	-
Capital Improvement Project Manager	1.00	1.00	1.00	1.00	-
Streets and Traffic Operations Manager	0.30	0.30	0.30	0.30	-
Utilities Manager	2.00	2.00	2.00	2.00	-
Right of Way Construction Manager	-	1.00	1.00	1.00	-
HR Business Partner	0.50	0.50	0.50	0.50	-
Water Quality Utility Supervisor	1.00	1.00	1.00	1.00	-
Senior Construction Inspector	1.00	-	-	-	-
Senior Accounting Specialist	-	0.50	0.50	0.50	-
Construction Inspector	2.00	2.00	2.00	2.00	-
Line Maintenance Utility Supervisor	1.00	1.00	1.00	1.00	-
Water Quality Specialist	2.00	2.00	2.00	2.00	-
Accounting Specialist	0.50	-	-	-	-
Utility Operator - III	4.00	4.00	4.00	4.00	-
GIS Analyst	-	0.50	0.50	0.50	-
Department Assistant	1.00	1.00	1.00	1.00	-
Utility Operator - II	2.00	2.00	2.00	2.00	-
Utility Operator - I	5.00	5.00	5.00	5.00	-
	26.10	26.60	26.60	26.60	-
Utility Billing					
Assistant Director of Finance	-	0.50	0.50	0.50	-
Controller	0.50	-	-	-	-
Utility Billing Supervisor	0.80	0.80	0.80	0.80	-
Accounting Specialist	0.80	0.80	0.80	0.80	-
	2.10	2.10	2.10	2.10	-
Utility Fund Total	28.20	28.70	28.70	28.70	-

Personnel Summary



	Actual 2022-23	Budget 2023-24	Estimated 2023-24	Budget 2024-25	Difference 2024-25
Stormwater Fund					
Assistant Director of Public Works	-	1.00	1.00	1.00	-
GIS Manager	0.30	0.30	0.30	0.30	-
Stormwater and Operations Manager	1.00	1.00	1.00	1.00	-
Streets and Traffic Operations Manager	0.30	0.30	0.30	0.30	-
GIS Analyst	-	0.50	0.50	0.50	-
Utility Billing Supervisor	0.20	0.20	0.20	0.20	-
Stormwater Operator	2.00	2.00	2.00	2.00	-
Street Operations Supervisor	-	-	0.50	0.50	-
Streets Crew Leader	-	0.50	-	-	-
Accounting Specialist - UB	0.20	0.20	0.20	0.20	-
Street Maintenance Worker	1.00	2.50	2.50	2.50	-
Construction Inspector	-	-	-	1.00	1.00
Stormwater Fund Total	5.00	8.50	8.50	9.50	1.00

	Actual 2022-23	Budget 2023-24	Estimated 2023-24	Budget 2024-25	Difference 2024-25
Capital Improvements Program					
Bond Infrastructure Project Manager	2.00	2.00	2.00	2.00	-
Bond Contract Administrator	1.00	1.00	1.00	1.00	-
Major Capital Projects Construction Inspector	1.00	1.00	1.00	1.00	-
Capital Improvements Program Total	4.00	4.00	4.00	4.00	-

All Funds Total	306.80	316.50	319.30	322.60	3.30
------------------------	---------------	---------------	---------------	---------------	-------------

GENERAL FUND

By Category

FY2024-25	Actual 2022-23	Budget 2023-24	Estimated 2023-24	Budget 2024-25
Beginning Balances	\$20,515,381	\$20,682,959	\$20,682,959	\$20,799,755
Revenues				
Ad Valorem Taxes	22,739,622	24,841,151	24,841,151	25,465,206
Non-Property Taxes	18,022,335	16,500,000	17,800,000	17,465,000
Franchise Fees	2,125,941	2,060,000	2,092,659	2,055,000
Licenses and Permits	1,219,541	1,109,500	1,385,500	1,210,700
Service Fees	2,132,772	2,442,350	2,274,495	2,726,319
Fines and Penalties	391,711	330,000	330,000	335,000
Rental Income	8,340	8,600	8,600	8,600
Interest and Other Income	513,924	872,500	1,251,785	1,007,500
Total Operating Revenue	47,154,186	48,164,101	49,984,190	50,273,325
Transfers from Other Funds	4,469	-	-	-
Leases (as Lessee)	113,522	-	-	-
Total Available Resources	\$67,787,558	\$68,847,060	\$70,667,149	\$71,073,080
Expenditures				
Personnel Services	28,162,382	31,772,445	31,505,889	33,016,516
Supplies	1,694,706	1,599,271	1,621,676	1,728,719
Maintenance	3,429,870	3,915,817	3,823,237	4,047,164
Contractual Services	8,564,114	8,601,805	8,441,723	8,660,210
Capital Replacement/Lease	1,798,774	2,136,863	2,118,511	2,513,511
Capital Outlay	415,821	129,663	356,358	303,269
Debt Service	38,932	-	-	-
Total Operating Expenditures	44,104,599	48,155,864	47,867,394	50,269,389
Transfer to Self-Funded Projects Fund	3,000,000	-	2,000,000	-
Total Expenditures	47,104,599	48,155,864	49,867,394	50,269,389
Ending Fund Balances	\$20,682,959	\$20,691,196	\$20,799,755	\$20,803,691
Fund Balance Percentage	46.9%	43.0%	43.5%	41.4%

GENERAL FUND

Revenue Summary by Source

FY2024-25	Actual 2022-23	Budget 2023-24	Estimated 2023-24	Budget 2024-25
Beginning Balances	\$20,515,381	\$20,682,959	\$20,682,959	\$20,799,755
Revenues				
Ad Valorem Taxes				
Current Taxes	\$22,917,929	\$24,991,151	\$24,991,151	\$25,615,206
Delinquent Taxes	(249,526)	(200,000)	(200,000)	(200,000)
Penalty & Interest	71,219	50,000	50,000	50,000
Non-Property Taxes				
Sales Taxes	16,661,868	15,200,000	16,500,000	16,165,000
Alcoholic Beverage Tax	1,360,467	1,300,000	1,300,000	1,300,000
Franchise/Right-of-Way Use Fees				
Electric Franchise	1,497,546	1,525,000	1,525,000	1,525,000
Gas Franchise	349,536	250,000	297,659	275,000
Telecommunication Access Fees	168,873	175,000	175,000	160,000
Cable Franchise	109,986	110,000	95,000	95,000
Licenses and Permits				
Business Licenses & Permits	182,338	149,100	200,100	225,700
Building & Construction Permits	1,037,203	960,400	1,185,400	985,000
Service Fees				
Public Safety	1,140,326	1,195,555	1,019,000	1,094,000
Urban Development	2,160	47,200	47,200	87,200
Streets & Sanitation	466,103	483,000	483,000	508,500
Recreation	79,893	70,300	79,000	96,000
Interfund	444,290	646,295	646,295	940,619
Court Fines	391,711	330,000	330,000	335,000
Interest Earnings	194,259	525,000	850,000	650,000
Rental Income	8,340	8,600	8,600	8,600
Other	319,665	347,500	401,785	357,500
Total Operating Revenues	\$47,154,186	\$48,164,101	\$49,984,190	\$50,273,325
Transfers from Other Funds	4,469	-	-	-
Leases (as Lessee)	113,522	-	-	-
Total Available Resources	\$67,787,558	\$68,847,060	\$70,667,149	\$71,073,080

GENERAL FUND

By Department

FY2024-25	Actual 2022-23	Budget 2023-24	Estimated 2023-24	Budget 2024-25
Beginning Balances	\$20,515,381	\$20,682,959	\$20,682,959	\$20,799,755
Total Operating Revenue	\$47,154,186	\$48,164,101	\$49,984,190	\$50,273,325
Total Available Resources	67,669,567	68,847,060	70,667,149	71,073,080
Expenditures				
General Government				
City Secretary	195,004	251,577	238,777	260,131
City Manager	1,160,157	1,144,346	1,279,935	1,179,935
Finance	1,888,261	2,041,177	2,013,126	2,013,188
General Services	1,490,640	1,594,199	1,579,189	1,888,887
Municipal Court	705,891	692,943	690,437	704,632
Human Resources	744,219	791,253	612,053	749,123
Information Technology	2,043,507	2,487,384	2,441,993	2,398,709
Combined Services	1,475,632	1,157,281	1,150,879	1,180,585
City Council	340,228	420,241	417,313	391,766
Public Safety				
Police	11,520,999	12,437,687	12,642,210	13,471,279
Emergency Communications	1,728,465	1,788,857	1,833,590	1,909,006
Fire	9,976,642	10,970,964	10,708,072	11,105,525
Development Services				
Streets	2,275,695	2,281,370	2,273,786	2,316,292
Parks and Recreation				
Parks	4,856,125	5,332,218	5,506,670	5,651,687
Recreation	1,730,995	1,998,825	1,913,542	2,139,801
Total Operating Expenditures	44,065,667	48,155,864	47,867,394	50,269,389
Debt Service	38,932	-	-	-
Transfer to Other Funds	3,000,000	-	2,000,000	-
Total Expenditures	47,104,599	48,155,864	49,867,394	50,269,389
Ending Fund Balances	\$20,564,968	\$20,691,196	\$20,799,755	\$20,803,691
Fund Balance Percentage	46.7%	43.0%	43.5%	41.4%

HOTEL SPECIAL REVENUE

Fund by Category

FY2024-25	Actual 2022-23	Budget 2023-24	Estimated 2023-24	Budget 2024-25
Beginning Balances	\$4,641,300	\$4,106,831	\$5,330,207	\$5,294,485
Revenues				
Hotel/Motel Occupancy Taxes	5,683,639	5,250,000	5,250,000	5,355,000
Proceeds from Special Events	1,222,856	1,127,000	1,127,000	1,616,000
Rental Income	145,534	70,000	90,000	160,000
Interest Earnings and Other	41,714	75,100	150,100	275,000
Total Revenues	\$7,093,743	\$6,522,100	\$6,617,100	\$7,406,000
Total Available Resources	\$11,735,043	\$10,628,931	\$11,947,307	\$12,700,485
Expenditures				
Personnel Services	1,334,429	1,606,340	1,593,552	2,118,673
Supplies	46,862	60,092	58,092	61,392
Maintenance	303,238	432,365	339,452	451,824
Contractual Services	3,755,335	4,503,039	4,527,501	4,600,482
Capital Replacement / Lease	130,568	134,225	134,225	284,225
Capital Outlay	66,404	-	-	30,000
Total Operating Expenditures	\$5,636,836	\$6,736,061	\$6,652,822	\$7,546,596
Transfer to Economic Development Fund	768,000	-	-	-
Total Expenditures	\$6,404,836	\$6,736,061	\$6,652,822	\$7,546,596
Ending Fund Balances	\$5,330,207	\$3,892,870	\$5,294,485	\$5,153,889
Fund Balance Percentage	94.6%	57.8%	79.6%	68.3%

HOTEL SPECIAL REVENUE

Fund by Department

FY2024-25	Actual 2022-23	Budget 2023-24	Estimated 2023-24	Budget 2024-25
Beginning Balances	\$4,641,300	\$4,106,831	\$5,330,207	\$5,294,485
Revenues				
Hotel/Motel Occupancy Taxes	5,683,639	5,250,000	5,250,000	5,355,000
Proceeds from Special Events	1,222,856	1,127,000	1,127,000	1,616,000
Rental Income	145,534	70,000	90,000	160,000
Interest Earnings and Other	41,714	75,100	150,100	275,000
Total Revenues	\$7,093,743	\$6,522,100	\$6,617,100	\$7,406,000
Total Available Resources	\$11,735,043	\$10,628,931	\$11,947,307	\$12,700,485
Expenditures				
Marketing & Tourism	999,701	1,715,393	1,712,378	1,989,451
Addison Theatre Centre	758,959	701,541	698,866	915,874
Major Special Events	2,529,784	2,715,937	2,715,937	2,720,572
Special Events	798,549	954,888	931,453	1,135,478
Vitruvian Events	185,000	185,000	185,000	185,000
General Hotel Operations	364,843	463,302	409,188	600,221
Total Operating Expenditures	\$5,636,836	\$6,736,061	\$6,652,822	\$7,546,596
Transfer to Economic Development Fund	768,000	-	-	-
Total Expenditures	\$6,404,836	\$6,736,061	\$6,652,822	\$7,546,596
Ending Fund Balances	\$5,330,207	\$3,892,870	\$5,294,485	\$5,153,889
Fund Balance Percentage	94.6%	57.8%	79.6%	68.3%



ADDISON

HOTEL

Fund

Addison Theatre Centre & Performing Arts

FY2024-25	Actual 2022-23	Budget 2023-24	Estimated 2023-24	Budget 2024-25
Revenues				
Rental Income	145,534	30,000	50,000	120,000
Total Revenues	\$145,534	\$30,000	\$50,000	\$120,000
Expenditures				
Personnel Services	129,429	144,346	144,346	289,468
Supplies	19,192	27,300	27,300	29,250
Maintenance	66,157	54,601	52,766	69,869
Contractual Services	506,494	461,916	461,076	483,909
Capital Replacement / Lease	13,378	13,378	13,378	13,378
Capital Outlay	24,309	-	-	30,000
Total Expenditures	\$758,959	\$701,541	\$698,866	\$915,874
Total Investment	\$(613,425)	\$(671,541)	\$(648,866)	\$(795,874)
Maximum Investment*	\$(852,546)	\$(787,500)	\$(787,500)	\$(803,250)

*Maximum investment is 15% of hotel/motel occupancy taxes

Taste Addison

FY2024-25	Actual 2022-23	Budget 2023-24	Estimated 2023-24	Budget 2024-25
Revenues				
Gross Receipt Fees	285,017	219,000	219,000	465,000
Special Vendor Fees	24,650	20,000	20,000	35,000
Sponsorships	96,000	100,000	100,000	150,000
Total Revenues	\$405,667	\$339,000	\$339,000	\$650,000
Expenditures				
Personnel Services	100,205	94,560	94,560	106,400
Contractual Services	818,265	928,300	928,300	1,069,000
Total Operational Expenditures	\$918,470	\$1,022,860	\$1,022,860	\$1,175,400
Total Investment	\$(512,803)	\$(683,860)	\$(683,860)	\$(525,400)



Kaboomtown!

FY2024-25	Actual 2022-23	Budget 2023-24	Estimated 2023-24	Budget 2024-25
Revenues				
Gross Receipt Fees	22,277	70,500	70,500	146,000
Special Vendor Fees	600	-	-	-
Sponsorships	79,750	75,000	75,000	100,000
Total Revenues	\$102,627	\$145,500	\$145,500	\$246,000
Expenditures				
Personnel Services	56,146	76,830	76,830	65,857
Contractual Services	381,970	444,700	444,700	371,500
Total Expenditures	\$438,116	\$521,530	\$521,530	\$437,357
Total Investment	\$(335,489)	\$(376,030)	\$(376,030)	\$(191,357)



Oktoberfest

FY2024-25	Actual 2022-23	Budget 2023-24	Estimated 2023-24	Budget 2024-25
Revenues				
Gross Receipt Fees	521,339	465,000	465,000	555,000
Special Vendor Fees	19,150	16,000	16,000	20,000
Sponsorships	103,800	120,000	120,000	125,000
Total Revenues	\$644,289	\$601,000	\$601,000	\$700,000
Expenditures				
Personnel Services	160,131	163,464	163,464	158,815
Contractual Services	786,668	743,000	743,000	764,000
Total Expenditures	\$946,799	\$906,464	\$906,464	\$922,815
Total Investment	\$(302,510)	\$(305,464)	\$(305,464)	\$(222,815)

ECONOMIC

Development Fund

Statement of Revenues and Expenditures	Actual 2022-23	Budget 2023-24	Estimated 2023-24	Budget 2024-25
Beginning Balances	\$1,980,287	\$1,952,519	\$2,592,507	\$2,486,348
Revenues				
Ad Valorem Taxes	1,298,984	1,401,782	1,401,782	1,474,028
Service Fees	33,105	60,000	20,000	-
Interest and Other Income	34,580	40,000	75,000	75,000
Total Operational Revenue	1,366,669	1,501,782	1,496,782	1,549,028
Transfers from other funds	768,000	-	-	-
Total Revenues	2,134,669	1,501,782	1,496,782	1,549,028
Total Available Resources	4,114,956	3,454,301	4,089,289	4,035,376
Expenditures				
Personnel Services	496,340	465,625	465,625	504,152
Supplies	16,678	15,317	15,317	14,308
Maintenance	9,735	10,040	10,040	44,728
Contractual Services	866,491	927,244	927,244	904,360
Capital Replacement / Lease	133,205	9,715	9,715	9,715
Total Operational Expenditures	1,522,449	1,427,941	1,427,941	1,477,263
One-Time Decision Packages	-	175,000	175,000	-
Total Expenditures	1,522,449	1,602,941	1,602,941	1,477,263
Ending Fund Balances	\$2,592,507	\$1,851,360	\$2,486,348	\$2,558,113
Fund Balance Percentage	170.3%	129.7%	174.1%	173.2%

GENERAL OBLIGATION

Debt Service Fund

Statement of Revenues and Expenditures	Actual 2022-23	Budget 2023-24	Estimated 2023-24	Budget 2024-25
Beginning Balances	\$652,117	\$652,117	\$747,328	\$789,270
Revenues				
Ad Valorem Taxes	9,017,967	9,465,895	9,465,895	10,608,408
Interest and Other Income	23,387	30,000	56,942	50,000
Total Operational Revenue	\$9,041,354	\$9,495,895	\$9,522,837	\$10,658,408
Transfers from other funds	909,405	875,540	875,540	972,958
Total Revenues	\$9,950,759	\$10,371,435	\$10,398,377	\$11,631,366
Total Available Resources	\$10,602,876	\$11,023,552	\$11,145,705	\$12,420,636
Expenditures				
Contractual Services	-	6,000	6,000	8,000
Debt Service	9,855,548	10,350,435	10,350,435	11,810,279
Total Expenditures	\$9,855,548	\$10,356,435	\$10,356,435	\$11,818,279
Ending Fund Balances	\$747,328	\$667,117	\$789,270	\$602,357
Fund Balance Percentage	7.6%	6.4%	7.6%	5.1%

UTILITY

Fund

Statement of Revenues and Expenditures	Actual 2022-23	Budget 2023-24	Estimated 2023-24	Budget 2024-25
Beginning Balances	\$7,056,949	\$7,164,062	\$8,430,079	\$8,906,359
Revenues				
Service Fees				
Water Sales	9,437,297	8,832,590	8,930,630	9,440,658
Sewer Charges	6,647,135	7,011,910	7,100,399	7,505,903
Tap Fees & Other	119,263	10,324	50,000	50,000
Fines & Penalties	118,932	93,711	105,000	105,000
Interest and Other Income	256,270	157,422	257,422	232,422
Total Revenues	\$16,578,897	\$16,105,957	\$16,443,451	\$17,333,983
Total Available Resources	\$23,635,846	\$23,270,019	\$24,873,530	\$26,240,342
Expenditures				
Personnel Services	2,637,852	3,048,220	2,870,560	3,202,074
Supplies	221,181	238,671	237,930	227,105
Maintenance	999,166	925,922	997,874	1,167,009
Contractual Services				
Water Purchases	4,424,647	4,620,482	4,620,482	4,976,098
Wastewater Treatment	3,909,952	3,950,773	3,950,773	4,310,865
Other Services	1,280,065	1,282,972	1,338,798	1,529,332
Capital Replacement / Lease	206,584	206,584	206,584	166,584
Debt Service	1,526,320	1,744,170	1,744,170	1,747,470
Capital Outlay	-	-	-	-
Total Operating Expenditures	\$15,205,767	\$16,017,794	\$15,967,171	\$17,326,537
One-Time Decision Packages	-	175,000	-	175,000
Capital Projects (Cash Funded)	-	79,000	-	1,220,000
Total Expenditures	\$15,205,767	\$16,271,794	\$15,967,171	\$18,721,537
Ending Working Capital	\$8,430,079	\$6,998,225	\$8,906,359	\$7,518,805
Working Capital Percentage	55.4%	43.7%	55.8%	43.4%

STORMWATER

Fund

Statement of Revenues and Expenditures	Actual 2022-23	Budget 2023-24	Estimated 2023-24	Budget 2024-25
Beginning Working Capital	\$9,049,527	\$8,101,159	\$8,657,555	\$7,808,368
Revenues				
Licenses and Permits	2,550	-	-	-
Drainage Fees	2,548,749	2,575,000	2,575,000	2,600,000
Interest and Other Income	262,282	150,000	250,000	200,000
Total Revenues	\$2,813,581	\$2,725,000	\$2,825,000	\$2,800,000
Total Available Resources	\$11,863,108	\$10,826,159	\$11,482,555	\$10,608,368
Expenditures				
Personnel Services	431,595	741,366	741,366	942,468
Supplies	49,558	38,999	29,900	30,400
Maintenance	331,020	615,052	614,358	620,549
Contractual Services	333,979	214,846	214,846	257,200
Capital Replacement / Lease	10,000	25,000	25,000	50,000
Debt Service	493,199	489,590	489,590	896,453
Capital Outlay	58,866	-	-	-
Total Operating Expenditures	\$1,708,217	\$2,124,853	\$2,115,060	\$2,797,070
One-Time Decision Packages	-	1,061,000	1,061,000	66,500
Transfers to Debt Service Fund	-	406,196	406,196	444,431
Capital Projects (Cash Funded)	1,497,336	2,800,000	91,931	-
Total Expenditures	\$3,205,553	\$6,392,049	\$3,674,187	\$3,308,001
Ending Working Capital	\$8,657,555	\$4,434,110	\$7,808,368	\$7,300,367
Working Capital Percentage	506.8%	208.7%	369.2%	261.0%

AIRPORT

Fund

Statement of Revenues and Expenditures	Actual 2022-23	Budget 2023-24	Estimated 2023-24	Budget 2024-25
Beginning Balances	\$8,118,409	\$6,537,015	\$8,396,470	\$8,173,656
Revenues				
Intergovernmental				
Operating Grants	\$50,000	\$50,000	\$136,133	\$2,671,260
Service Fees	1,357,603	1,394,180	1,394,900	1,485,140
Rental Income	5,618,212	5,686,105	5,698,025	5,733,487
Interest and Other Income	262,033	125,000	476,214	220,700
Total Revenues	\$7,287,848	\$7,255,285	\$7,705,272	\$10,110,587
Total Available Resources	\$15,406,257	\$13,792,300	\$16,101,742	\$18,284,243
Expenditures				
Personnel Services	\$2,498,561	\$2,735,486	\$2,735,486	\$2,964,581
Supplies	41,994	36,587	31,217	55,873
Maintenance	688,500	750,462	714,890	693,126
Contractual Services	1,027,345	1,376,399	1,374,988	1,507,327
Capital Replacement / Lease	232,928	157,928	157,928	242,928
Debt Service	708,067	1,073,541	1,073,541	874,709
Total Operational Expenditures	\$5,197,395	\$6,130,403	\$6,088,050	\$6,338,544
Transfer to Debt Service Fund	508,966	469,344	469,344	528,527
One-Time Decision Packages	-	-	-	147,000
Capital Projects (Cash Funded)	1,303,426	1,561,360	1,370,692	4,208,000
Total Expenditures	\$7,009,787	\$8,161,107	\$7,928,086	\$11,222,071
Ending Working Capital	\$8,396,470	\$5,631,193	\$8,173,656	\$7,062,172
Working Capital Percentage	161.6%	91.9%	134.3%	111.4%

SELF-FUNDED

Special Project Fund

Statement of Revenues and Expenditures	Actual 2022-23	Budget 2023-24	Estimated 2023-24	Budget 2024-25
Beginning Balances	\$5,792,113	\$4,481,306	\$6,505,508	\$5,162,681
Revenues				
Interest and Other Income	\$487,399	\$100,000	\$380,000	\$125,000
Total Revenues	\$487,399	\$100,000	\$380,000	\$125,000
Transfers from other funds	\$3,000,000	\$-	\$2,000,000	\$-
Total Available Resources	\$9,279,512	\$4,581,306	\$8,885,508	\$5,287,681
Expenditures				
Supplies	\$72,132	\$3,000	\$36,500	\$3,000
Maintenance	441,956	543,343	863,343	196,000
Contractual Services	1,205,134	69,900	1,051,160	549,900
Capital Outlay	1,054,782	1,477,041	1,771,824	507,200
Total Expenditures	\$2,774,004	\$2,093,284	\$3,722,827	\$1,256,100
Ending Fund Balance	\$6,505,508	\$2,488,022	\$5,162,681	\$4,031,581
Fund Balance Percentage	234.5%	118.9%	138.7%	321.0%

Self-Funded Projects Fund

Projects List	Actual 2022-23	Budget 2023-24	Estimated 2023-24	Budget 2024-25
Metrocrest Services Capital Contribution	60,000	-	-	-
TOD Real Estate Brokerage Services	120,000	-	-	-
TASSPP Consulting Fees	-	-	40,000	-
Tree Mitigation Plantings	49,555	-	200,000	-
Smoke Detector Battery Repl. Program	-	3,000	3,000	3,000
EMS Training	-	-	-	15,000
Unified Development Code	3,500	-	100,000	-
DART Engineering Review	3,705	-	-	-
Cotton Belt Railway Quiet Zone	420	-	-	-
Comprehensive Plan	20,000	-	429,935	-
Athletic Center Building Updates	1,070	-	-	-
Oncor Transformer Removal	123,114	-	-	-
Redding Trail Improvements	5,914	-	-	-
OPEB Trust	500,000	-	-	-
Capital Budget Planning Software	2,400	-	-	-
Fire Facility Maintenance	370,380	-	-	-
Facility Lightning Protection	77,684	-	-	-
Toyota Forklift	39,787	-	-	-
Conference Centre Tables and Chairs	16,999	-	-	-
Utilize TASSPP Funds	404,358	-	-	-
Wheeler Bridge Painting	145,000	-	-	-
Beltway Trail and Greenspace Construction Documents	85,473	-	-	-
Beckert Park Light Bollard Replacement and Electrical	2,312	-	34,070	-
Winnwood Park Electrical Repairs	73,729	-	-	-
Chipper Equipment	213,365	-	-	-
Park Land Dedication and Development Fee Study	15,022	-	120,000	-
Pickleball Court Security Cameras	13,194	-	-	-
TOD Cost of Service Study	20,800	-	4,200	-
General Services Operations Study	34,048	-	-	-
Carpet Replacement Police Department	40,147	-	-	-
Compensation - Market Update Study	29,125	-	5,625	-
AAC Fitness Wing Wall Treatments	10,700	-	178,000	-
Vitruvian Court Fitness Court	232,691	-	12,500	-
Crosswalk Beacons and Intersection Improvements	59,512	-	-	-

Self-Funded Projects Fund

Projects List	Actual 2022-23	Budget 2023-24	Estimated 2023-24	Budget 2024-25
Pavement Condition Assessment	-	-	82,500	-
HSIP Belt Line Road and Business Avenue	-	-	130,000	-
HSIP Arapaho Road/Surveyor Blvd and Systemwide Improvements	-	-	143,000	222,200
Storm Tree and Debris Cleanup	-	-	150,000	-
Public Safety Staffing Study	-	-	120,000	-
Theatre Operations Study	-	-	60,000	-
Council Worksession Audio/Video Equipment	-	-	30,000	-
Emergency Management Coordinator	-	7,600	7,600	-
AED 123 Purchase and Monthly Inspections Two	-	75,000	75,000	-
(2) Fire Administration Vehicles Assistant Director	-	120,000	120,000	-
of Development Services Code Enforcement Manager	-	9,900	9,900	-
Code Enforcement Officer	-	51,400	51,400	-
Code Enforcement Officer	-	49,900	49,900	-
Neighborhood Services Startup Funding Parks	-	60,000	60,000	-
Planned Asset Replacement	-	196,000	196,000	196,000
Addison Circle Park Vision Plan	-	205,000	205,000	-
Pickleball Court Shade Structure	-	217,000	217,000	-
Spruill Dog Park Artificial Turf	-	235,287	-	-
Landscape Architect	-	62,180	62,180	-
Public Art Installation	-	150,000	150,000	-
NTTA Pedestrian Crossing, Gateway, and Landscape Plan	-	156,000	156,000	-
Recreation Van	-	98,274	98,274	-
Addison Athletic Club (AAC) Building Improvements	-	57,000	57,000	-
Addison Athletic Club Outdoor Pool Renovation	-	339,743	339,743	-
Service Center Lobby Renovations	-	-	25,000	225,000
Mental Health Screening for Fire Department	-	-	-	30,000
Neighborhood Vitality Grant Funding	-	-	-	100,000
Local Trail Connection and Park Schematic Design	-	-	-	156,000
Wayfinding Signage Master Plan	-	-	-	248,900
AAC Outdoor Pool Restroom/ Perimeter Fence Renovation	-	-	-	60,000
	\$2,774,004	\$2,093,284	\$3,722,827	\$1,256,100



OTHER SPECIAL REVENUE

Fund Summaries

ADDISON GROVE

Escrow Fund

Fund Description: The Addison Grove Escrow Fund receives transfers from other funds for future economic development incentive payments for the construction of the Addison Grove development.

Statement of Revenues and Expenditures	Actual 2022-23	Budget 2023-24	Estimated 2023-24	Budget 2024-25
Beginning Balances	\$3,009,008	\$3,209,008	\$3,249,011	\$99,011
Revenues				
Interest and Other Income	\$240,003	\$50,000	\$100,000	\$-
Total Revenues	\$240,003	\$50,000	\$100,000	\$-
Total Available Resources	\$3,249,011	\$3,259,008	\$3,349,011	\$99,011
Expenditures				
Contractual Services	\$-	\$3,250,000	\$3,250,000	\$-
Total Expenditures	\$-	\$3,250,000	\$3,250,000	\$-
Ending Fund Balances	\$3,249,011	\$9,008	\$99,011	\$99,011
Fund Balance Percentage	0.0%	0.3%	3.0%	0.0%

PUBLIC SAFETY

Forfeiture Fund

Fund Description: The Police forfeiture funds are awarded of monies or property by the courts related to cases that involve the Addison Police Department.

Statement of Revenues and Expenditures	Actual 2022-23	Budget 2023-24	Estimated 2023-24	Budget 2024-25
Beginning Balances	\$63,964	\$14,464	\$16,024	\$14,574
Revenues				
Intergovernmental	\$-	\$-	\$7,800	\$-
Interest and Other Income	4,538	750	750	500
Total Revenues	\$4,538	\$750	\$8,550	\$500
Total Available Resources	\$68,502	\$15,214	\$24,574	\$15,074
Expenditures				
Supplies	\$44,938	\$10,000	\$4,970	\$10,000
Contractual Services	-	-	5,030	-
Capital Outlay	7,540	-	-	-
Total Expenditures	\$52,478	\$10,000	\$10,000	\$10,000
Ending Fund Balances	\$16,024	\$5,214	\$14,574	\$5,074
Fund Balance Percentage	30.5%	52.1%	145.7%	50.7%

PEG FEES

Fund

Fund Description: Public, Educational and Governmental (PEG) fees are a cable franchise fee. The funding is used for any combination of television production equipment, training, and government access airtime on a local cable system.

Statement of Revenues and Expenditures	Actual 2022-23	Budget 2023-24	Estimated 2023-24	Budget 2024-25
Beginning Balances	\$218,003	\$49,503	\$70,320	\$10,070
Revenues				
Franchise Fees	\$31,757	\$40,000	\$26,000	\$25,000
Interest and Other Income	410	1,500	750	500
Total Revenues	\$32,167	\$41,500	\$26,750	\$25,500
Total Available Resources	\$250,170	\$91,003	\$97,070	\$35,570
Expenditures				
Supplies	\$71,703	\$-	\$-	\$-
Capital Outlay	108,147	75,000	87,000	30,000
Total Expenditures	\$179,850	\$75,000	\$87,000	\$30,000
Ending Fund Balances	\$70,320	\$16,003	\$10,070	\$5,570
Fund Balance Percentage	39.1%	21.3%	11.6%	18.6%

COURT

Technology Fund

Fund Description: The court technology fees in this fund are generated from court costs paid by offenders. By law, these revenue amounts can only be spent on specified security or technology improvements for Addison's municipal court.

Statement of Revenues and Expenditures	Actual 2022-23	Budget 2023-24	Estimated 2023-24	Budget 2024-25
Beginning Balances	\$41,069	\$42,419	\$53,669	\$56,169
Revenues				
Fines and Penalties	\$12,214	\$10,500	\$10,500	\$10,500
Interest and Other Income	386	500	2,000	1,000
Total Revenues	\$12,600	\$11,000	\$12,500	\$11,500
Total Available Resources	\$53,669	\$53,419	\$66,169	\$67,669
Expenditures				
Contractual Services	\$-	\$25,000	\$10,000	\$25,000
Total Expenditures	\$-	\$25,000	\$10,000	\$25,000
Ending Fund Balances	\$53,669	\$28,419	\$56,169	\$42,669
Fund Balance Percentage	0.0%	113.7%	561.7%	170.7%

BUILDING

Security Fund

Fund Description: The building security fees in this fund are generated from court costs paid by offenders. By law, these revenue amounts can only be spent on specified security or technology improvements for Addison's municipal court.

Statement of Revenues and Expenditures	Actual 2022-23	Budget 2023-24	Estimated 2023-24	Budget 2024-25
Beginning Balances	\$46,639	\$47,739	\$51,544	\$32,873
Revenues				
Fines and Penalties	\$14,856	\$13,250	\$9,000	\$9,000
Interest and Other Income	363	600	1,500	1,000
Total Revenues	\$15,219	\$13,850	\$10,500	\$10,000
Total Available Resources	\$61,858	\$61,589	\$62,044	\$42,873
Expenditures				
Personnel Services	\$10,314	\$29,171	\$29,171	\$26,270
Total Expenditures	\$10,314	\$29,171	\$29,171	\$26,270
Ending Fund Balances	\$51,544	\$32,418	\$32,873	\$16,603
Fund Balance Percentage	499.7%	111.1%	112.7%	63.2%

CHILD

Safety Fund

Fund Description: This is a special court cost under Art. 102.014 Code of Criminal Procedure for convictions of moving traffic violations in school crossing zones and passing a school bus. For cities under 850,000 population, it shall be used first to fund school crossing guards, with any excess expended for programs designed to enhance public safety and security.

Statement of Revenues and Expenditures	Actual 2022-23	Budget 2023-24	Estimated 2023-24	Budget 2024-25
Beginning Balances	\$140,935	\$160,948	\$166,297	\$185,797
Revenues				
Fines and Penalties	\$24,166	\$11,000	\$17,000	\$11,000
Interest and Other Income	1,196	2,000	5,000	3,000
Total Revenues	\$25,362	\$13,000	\$22,000	\$14,000
Total Available Resources	\$166,297	\$173,948	\$188,297	\$199,797
Expenditures				
Contractual Services	\$-	\$2,500	\$2,500	\$2,500
Total Expenditures	\$-	\$2,500	\$2,500	\$2,500
Ending Fund Balances	\$166,297	\$171,448	\$185,797	\$197,297
Fund Balance Percentage	0.0%	6857.9%	7431.9%	7891.9%

JUSTICE

Administration Fund

Fund Description: This fee is a \$2.50 portion of the Time Payment Fee in Section 133.103 of the Local Government Code which shall be used for the purpose of improving the efficiency of the court.

Statement of Revenues and Expenditures	Actual 2022-23	Budget 2023-24	Estimated 2023-24	Budget 2024-25
Beginning Balances	\$43,286	\$52,536	\$60,244	\$67,844
Revenues				
Fines and Penalties	\$16,025	\$3,030	\$9,600	\$9,530
Interest and Other Income	933	1,000	3,000	2,000
Total Revenues	\$16,958	\$4,030	\$12,600	\$11,530
Total Available Resources	\$60,244	\$56,566	\$72,844	\$79,374
Expenditures				
Supplies	\$-	\$4,000	\$4,000	\$4,000
Maintenance	-	1,000	1,000	1,000
Total Expenditures	\$-	\$5,000	\$5,000	\$5,000
Ending Fund Balances	\$60,244	\$51,566	\$67,844	\$74,374
Fund Balance Percentage	0.0%	1031.3%	1356.9%	1487.5%

INFRASTRUCTURE

Investment Fund

Fund Description: The Infrastructure Investment Fund (IIF) accumulates resources to support pay-as-you-go capital projects or significant non-routine capital expenditures of not less than \$500,000, building a reserve to reduce Addison's reliance on debt for capital projects.

Statement of Revenues and Expenditures	Actual 2022-23	Budget 2023-24	Estimated 2023-24	Budget 2024-25
Beginning Balances	\$5,628,803	\$4,789,057	\$6,052,005	\$4,129,546
Revenues				
Ad Valorem Taxes	\$340,644	\$368,614	\$368,614	\$381,504
Interest and Other Income	144,850	276,667	150,000	150,000
Total Revenues	\$485,494	\$645,281	\$518,614	\$531,504
Total Available Resources	\$6,114,297	\$5,434,338	\$6,570,619	\$4,661,050
Expenditures				
Capital Projects (Cash Funded)				
Traffic Signal and ADA Improvements	62,292	-	1,391,073	-
Redding Trail Extension/Dog Park	-	550,000	550,000	-
Conference Centre Renovations	-	-	500,000	1,500,000
Total Expenditures	\$62,292	\$-	\$1,891,073	\$1,500,000
Ending Fund Balances	\$6,052,005	\$5,434,338	\$4,679,546	\$3,161,050
Fund Balance Percentage	9715.5%	0.0%	247.5%	210.7%

STREETS

Self-Funded Projects Fund

Fund Description: The Streets Self-Funded Projects Fund accumulates resources to support pay-as-you-go streets capital projects or significant non-routine streets capital and maintenance expenditures, building a reserve to reduce Addison’s reliance on debt for streets capital projects. The dollars for these one-time projects are intended to come from interest income generated, one-time reimbursements, and contributions from the General Fund.

Statement of Revenues and Expenditures	Actual 2022-23	Budget 2023-24	Estimated 2023-24	Budget 2024-25
Beginning Balances	\$1,990,109	\$2,636,610	\$2,691,289	\$6,476,136
Revenues				
Interest and Other Income	\$701,180	\$11,532,873	\$4,689,847	\$3,075,000
Total Operational Revenue	\$701,180	\$11,532,873	\$4,689,847	\$3,075,000
Other Financing Sources - Leases	122,950	-	-	-
Total Available Resources	\$2,814,239	\$14,169,483	\$7,381,136	\$9,551,136
Expenditures				
Maintenance	\$-	\$405,000	\$405,000	\$500,000
Contractual Services	-	4,100,000	-	195,000
Capital Outlay	122,950	-	-	-
Total Operational Expenditures	\$122,950	\$4,505,000	\$405,000	\$695,000
Capital Projects (Cash Funded)				
Vitruvian West Streetscape and Bella Lane Extension	-	604,200	-	604,200
Vitruvian Park Phase 6, Blocks 301, 302 and 303	-	654,075	-	654,075
Keller Springs Reconstruction	-	2,000,000	-	-
Beltway Drive Trail	-	2,197,500	500,000	1,697,500
Westgrove & Quorum Bicycle Lanes and Airport Viewing Area	-	-	-	563,900
Total Expenditures	\$122,950	\$9,960,775	\$905,000	\$4,214,675
Ending Fund Balances	\$2,691,289	\$4,208,708	\$6,476,136	\$5,336,461
Fund Balance Percentage	2188.9%	42.3%	715.6%	126.6%

GRANT

Funds

Fund Description: Two special revenue funds account for monies received from private and governmental agencies. Expenditures of these grant monies are also recorded in the grant funds. The Advanced Funding Grant Fund is utilized for grant monies that are received prior to the related expenditure. This fund may carry a balance from year to year if Addison does not expend the monies within the fiscal year. The Reimbursement Grant Fund will track expenditures for which the Town expects to be reimbursed. Addison will record a receivable for any reimbursements not received prior to the fiscal year end.

Statement of Revenues and Expenditures	Actual 2022-23	Budget 2023-24	Estimated 2023-24	Budget 2024-25
Beginning Balances	\$52,545	\$38,961	\$76,176	\$51,118
Revenues				
Intergovernmental	\$191,976	\$8,100	\$35,329	\$8,750
Interest and Other Income	54,659	400	2,000	1,200
Total Revenues	\$246,635	\$8,500	\$37,329	\$9,950
Total Available Resources	\$299,180	\$47,461	\$113,505	\$61,068
Expenditures				
Personnel Services	\$2,378	\$-	\$-	\$-
Supplies	25,997	-	1,700	-
Contractual Services	148,082	13,700	60,687	20,000
Capital Outlay	42,078	-	-	-
Total Operating Expenditures	\$218,535	\$13,700	\$62,387	\$20,000
Transfers to Other Funds	\$4,469	\$-	\$-	\$-
Total Expenditures	\$223,004	\$13,700	\$62,387	\$20,000
Ending Fund Balances	\$76,176	\$33,761	\$51,118	\$41,068
Fund Balance Percentage	34.2%	246.4%	81.9%	205.3%

INFORMATION TECHNOLOGY

Replacement Fund

Statement of Revenues and Expenses	Actual 2022-23	Budget 2023-24	Estimated 2023-24	Budget 2024-25
Beginning Working Capital	\$3,719,964	\$2,892,909	\$3,619,061	\$3,824,524
Revenues				
Service Fees	\$573,963	\$805,963	\$805,963	\$805,963
Interest and Other Income	30,524	57,750	96,500	76,500
Total Revenues	\$604,487	\$863,713	\$902,463	\$882,463
Total Available Resources	\$4,324,451	\$3,756,622	\$4,521,524	\$4,706,987
Expenses				
Supplies	\$121,843	\$-	\$-	\$-
Maintenance	57,595	847,000	103,000	189,000
Capital Outlay	525,952	-	594,000	685,000
Total Expenses	\$705,390	\$847,000	\$697,000	\$874,000
Ending Working Capital	\$3,619,061	\$2,909,622	\$3,824,524	\$3,832,987
Working Capital Percentage	513.1%	343.5%	548.7%	438.6%

Equipment List	Actual 2022-23	Budget 2023-24	Estimated 2023-24	Budget 2024-25
Law Enforcement Policy Software	\$48,595	\$-	\$-	\$-
Desk Officer Reporting System	9,000	-	-	-
Police Forensic Tools	31,472	-	-	-
Police Replace In-Car Video/Body Cams	105,185	294,000	294,000	110,000
Replace Mobile Device Computers	-	300,000	300,000	285,000
Optical Security Cameras	53,422	-	-	-
Fire Vehicle and Helmet Mounted Cameras	-	-	-	25,000
AAC Public Address and Music System	-	-	-	80,000
Phone System Upgrade	129,204	-	-	-
EnerGov System Upgrade	-	150,000	-	150,000
Fire RMS	-	8,000	8,000	-
Internal Affairs Investigation Software	-	30,000	30,000	-
Airport Lease Management Software	-	65,000	65,000	-
PCs, iPads, and Laptops Upgrade	328,512	-	-	-
NeoGov Onboard	-	-	-	14,000
License Plate Reader Cameras	-	-	-	60,000
Building Security Enhancements	-	-	-	150,000
	\$705,390	\$847,000	\$697,000	\$874,000

CAPITAL EQUIPMENT

Replacement Fund



Statement of Revenues and Expenses	Actual 2022-23	Budget 2023-24	Estimated 2023-24	Budget 2024-25
Working Capital	\$4,696,935	\$3,400,895	\$4,397,985	\$1,839,545
Revenues				
Service Fees	\$1,215,000	\$1,415,000	\$1,415,000	\$1,705,000
Interest and Other Income	137,871	97,200	171,800	132,400
Total Revenues	\$1,352,871	\$1,512,200	\$1,586,800	\$1,837,400
Total Available Resources	\$6,049,806	\$4,913,095	\$5,984,785	\$3,676,945
Expenses				
Capital Outlay	\$1,651,821	\$2,518,304	\$4,145,240	\$1,321,600
Total Expenses	\$1,651,821	\$2,518,304	\$4,145,240	\$1,321,600
Ending Working Capital	\$4,397,985	\$2,394,791	\$1,839,545	\$2,355,345
Working Capital Percentage	266.3%	95.1%	44.4%	178.2%

Capital Equipment Replacement Fund

Equipment List	Actual 2022-23	Budget 2023-24	Estimated 2023-24	Budget 2024-25
Emergency Generator Replacement	\$291,600	\$-	\$449,236	\$-
General Services F150 Crew Cab	51,662	-	-	-
General Services (2) Ford C-Max	-	60,200	122,420	-
General Services F250	-	-	79,093	-
General Services Silverado	-	46,714	46,714	-
Police Motorcycles	58,262	-	-	-
Police (2) Admin Toyota Highlander	75,202	-	-	-
Police (19) Patrol Vehicles	-	950,400	1,378,466	-
Police Chief Durango	-	-	58,010	-
Police K9 Chevy Tahoe	-	-	75,271	-
Police (3) CID Chevy Tahoe	160,102	-	-	-
Police Prisoner Transport	-	52,800	-	-
Police Ford Crime Scene Van	-	52,800	76,837	-
Fire Ambulance (2)	384,949	385,000	465,000	942,300
Fire Rescue Tools	-	-	-	89,500
Fire Ford Interceptor	55,932	-	-	-
Fire Chief F150	-	-	60,000	-
Fire Thermal Imaging Cameras (3)	14,602	-	-	20,500
Development Services F150 Supercab	46,490	95,660	97,975	46,000
Streets Sand Spreader	-	-	-	25,000
Streets Ford F250 (2)	-	47,830	115,810	-
Streets (3) Ford F350 Extended Cab	-	206,700	143,096	-
Streets Ford F750 Dump Truck	-	74,520	120,276	-
Streets Ford F750 Aerial Body	165,033	-	-	-
Parks Genie Lift	-	-	-	37,000
Parks Ford F350 Dump Body	-	-	166,604	-
Parks Trailer	-	6,500	6,500	-
Parks (3) Ford F250 Super Cab	-	212,320	216,207	-
Parks Ford F350 Super Cab	-	-	69,698	-
Parks Ford Transit Van	-	51,260	57,907	-
Parks (4) F250 Crew Cab	-	167,100	231,620	-
Parks Arrow Board	-	-	-	5,300
Parks Spyker Sprayer	-	-	-	25,000
Parks Track Loader	-	-	-	43,000
Recreation Life Fitness Treadmills	74,228	-	-	-
Airport Ford F250 Crew Cab	-	55,700	55,700	-
Airport Chevy Tahoe	-	52,800	52,800	-
Utilities Ford F250	-	-	-	88,000
Utilities Ford F350	66,841	-	-	-
Utilities Ford F150	45,726	-	-	-
Utilities PipeHunter Vacuum Truck	161,192	-	-	-
	\$1,651,821	\$2,518,304	\$4,145,240	\$1,321,600

FACILITY

Maintenance Fund



Statement of Revenues and Expenses	Actual 2022-23	Budget 2023-24	Estimated 2023-24	Budget 2024-25
Beginning Working Capital	\$1,272,172	\$1,008,182	\$1,424,900	\$1,404,100
Revenues				
Service Fees	\$600,000	\$450,000	\$450,000	\$750,000
Interest and Other Income	9,080	18,250	36,000	29,000
Total Revenues	\$609,080	\$468,250	\$486,000	\$779,000
Total Available Resources	\$1,881,252	\$1,476,432	\$1,910,900	\$2,183,100
Expenses				
Maintenance	\$426,317	\$506,800	\$506,800	\$1,085,000
Capital Outlay	30,035	-	-	-
Total Expenses	\$456,352	\$506,800	\$506,800	\$1,085,000
Ending Working Capital	\$1,424,900	\$969,632	\$1,404,100	\$1,098,100
Working Capital Percentage	312.2%	191.3%	277.1%	101.2%

Facility Maintenance Fund

Projects List	Actual 2022-23	Budget 2023-24	Estimated 2023-24	Budget 2024-25
Emergency Maintenance	\$323,609	\$275,000	\$275,000	\$375,000
Central Fire Cast Stone Repair	30,789	-	-	-
Finance Wood Deck Repair	28,782	-	-	-
Police Range Flooring Replacement	3,170	-	-	-
Central Fire Sewer Drain Repair	23,675	-	-	-
Pavilion Exterior Drinking Fountains	30,035	-	-	-
Theatre Centre Water Heater Replacement	12,717	-	-	-
Celestial Garage Water Heater Replacement	3,575	-	-	-
Atrium Skylight	-	23,000	23,000	-
Fire Station 1 Cast Stone - Phase 3	-	35,000	35,000	-
Replace Parking Lot at F1 - West Side	-	8,000	8,000	-
Replacement of Split System Unit #1	-	25,000	25,000	-
Replacement of Split System Unit #3	-	25,000	25,000	-
Resurface Exterior Balcony Area	-	8,500	8,500	-
Water Heater at Vitruvian	-	4,300	4,300	-
Duct Cleaning	-	53,000	53,000	-
Parking Lot Painting/Restriping	-	20,000	20,000	-
Gym Floor Resurfacing	-	30,000	30,000	-
Town Hall Exterior Paint and Carpentry	-	-	-	95,000
Police Department Post Remediation Reconstruction	-	-	-	200,000
Interior Paint and Flooring at Town Hall and Fire Station 1	-	-	-	160,000
Theatre Centre Remove Vines and Repaint	-	-	-	165,000
Facility Flooring and Interior Paint at the Service Center	-	-	-	90,000
	\$456,352	\$506,800	\$506,800	\$1,085,000

ALL FUNDS

Decision Packages

GENERAL FUND	FTEs	Recurring Costs	One-Time Costs	Total Expense Amount	2024-25 Revenue/Cost Offset	Total Net Cost
General Services						
Day Porter Services	-	\$50,000	\$-	\$50,000	\$-	\$50,000
Police						
Officer-in-Charge (OIC) Pay	-	\$14,400	\$-	\$14,400	\$-	\$14,400
Field Training Officer (FTO) Pay	-	\$10,000	\$-	\$10,000	\$-	\$10,000
Community Outreach	-	\$10,000	\$-	\$10,000	\$-	\$10,000
Add Two City Observed Holidays	-	\$38,118	\$-	\$38,118	\$-	\$38,118
Fire						
Add Two City Observed Holidays	-	\$38,118	\$-	\$38,118	\$-	\$38,118
Development Services						
Abatement Services	-	\$36,000	\$-	\$36,000	\$(40,000)	\$(4,000)
Recreation						
Recreation Programming	-	\$17,500	\$-	\$17,500	\$(14,800)	\$2,700
TOTAL GENERAL FUND	-	\$214,136	\$-	\$214,136	\$(54,800)	\$159,336
SPECIAL REVENUE FUNDS						
Hotel Fund						
Volunteer Coordinator (Part-time to Full-time)	0.30	\$27,986	\$-	\$27,986	\$-	\$27,986
Tourism Coordinator	1.00	\$108,247	\$-	\$108,247	\$(150,000)	\$(41,753)
Theatre Manager	1.00	\$138,409	\$250	\$138,659	\$-	\$138,659
Major Theatre Projects Funding	-	\$30,000	\$-	\$30,000	\$-	\$30,000
Senior Communications Specialist	1.00	\$116,560	\$2,700	\$119,260	\$(105,000)	\$14,260
TOTAL SPECIAL REVENUE FUNDS	3.30	\$421,202	\$2,950	\$424,152	\$(255,000)	\$169,152
SELF-FUNDED SPECIAL PROJECTS FUND						
Fire						
Mental Health Screening for AFD Members	-	\$30,000	\$-	\$30,000	\$-	\$30,000
Recurring Utilization of TASSPP Funds for EMS Training	-	\$15,000	\$-	\$15,000	\$-	\$15,000
Development Services						
Neighborhood Vitality Grant Funding	-	\$-	\$100,000	\$100,000	\$-	\$100,000
Parks						
Parks Planned Asset Replacement	-	\$-	\$196,000	\$196,000	\$-	\$196,000
Wayfinding Signage Master Plan	-	\$-	\$248,900	\$248,900	\$-	\$248,900
Local Trail Connection and Park Schematic Design - Montfort Dr.	-	\$-	\$156,000	\$156,000	\$-	\$156,000
TOTAL SELF-FUNDED PROJECTS	-	\$45,000	\$700,900	\$745,900	\$-	\$745,900

All Funds Decision Packages

	FTEs	Recurring Costs	One-Time Costs	Requested Expense Amount	2024-25 Revenue/ Cost Offset	Net Cost
STREETS SELF-FUNDED PROJECTS FUND						
Streets						
Belt Line and Addison Rd Crack Seal	-	\$-	\$375,000	\$375,000	\$-	\$375,000
Master Transportation Plan Update		\$-	\$130,000	\$130,000	\$-	\$130,000
Town-Wide Traffic Counts	-	\$-	\$65,000	\$65,000	\$-	\$65,000
Streets Preventative Maintenance	-	\$-	\$125,000	\$125,000	\$-	\$125,000
TOTAL STREETS SELF-FUNDED PROJECTS FUND	-	\$-	\$695,000	\$695,000	\$-	\$695,000
ENTERPRISE FUNDS						
Airport Fund						
Airport GIS Contract	-	\$-	\$110,000	\$110,000	\$-	\$110,000
Airport Vehicle Replacement	-	\$-	\$37,000	\$37,000	\$-	\$37,000
Stormwater Fund						
Construction Inspector	1.00	\$96,875	\$66,500	\$163,375	\$-	\$163,375
Floodplain Administrator (Outsourced)	-	\$25,000	\$-	\$25,000	\$-	\$25,000
Utility Fund						
Kellway Pump Station Maintenance Work	-	\$-	\$175,000	\$175,000	\$-	\$175,000
TOTAL ENTERPRISE FUNDS	1.00	\$121,875	\$388,500	\$510,375	\$-	\$510,375
INTERNAL SERVICE FUNDS						
IT Replacement Fund (General Services)						
Security Enhancements	-	\$-	\$150,000	\$150,000	\$-	\$150,000
IT Replacement Fund (Fire)						
Vehicle and Helmet Mounted Cameras	-	\$-	\$25,000	\$25,000	\$-	\$25,000
IT Replacement Fund (Recreation)						
Install Public Address and Music System	-	\$-	\$80,000	\$80,000	\$-	\$80,000
TOTAL INTERNAL SERVICE FUNDS	-	\$-	\$255,000	\$255,000	\$-	\$255,000
CAPITAL INITIATIVES						
Parks						
Westgrove & Quorum Bicycle Lanes and Airport Viewing Area	-	\$-	\$2,163,000	\$2,163,000	\$-	\$2,163,000
Recreation						
AAC Outdoor Pool Restrooms/Perimeter Fence Renovations	-	\$-	\$276,300	\$276,300	\$-	\$276,300
Airport						
4533 Glenn Curtiss (U2) Roof Replacement	-	\$-	\$150,000	\$150,000	\$-	\$150,000
Airport Fuel Storage Expansion	-	\$-	\$14,680,000	\$14,680,000	\$-	\$14,680,000
Utilities						
AMI Water Meter Modernization	-	\$-	\$3,150,000	\$3,150,000	\$-	\$3,150,000
Celestial Pump Station Bathroom Addition	-	\$-	\$45,000	\$45,000	\$-	\$45,000
ACT Access Driveway	-	\$-	\$225,000	\$225,000	\$-	\$225,000
TOTAL CAPITAL INITIATIVES	-	\$-	\$20,689,300	\$20,689,300	\$-	\$20,689,300
TOTAL	4.30	802,213	22,731,650	23,533,863	(309,800)	23,224,063

CAPITAL IMPROVEMENTS

Program All Funds Summary



FUNDS	Estimated 2023-24	Budget 2024-25	Budget 2025-26	Budget 2026-27	Budget 2027-28	Project Total
General Obligation & Cert. of Obligation	\$25,132,162	\$11,138,239	\$34,087,659	\$32,827,706	\$7,000,000	\$110,185,766
State Infrastructure Bank Loans	-	22,187,000	22,413,000	-	-	44,600,000
Self-Funded Special Projects Fund	184,210	507,200	393,800	-	-	1,085,210
Streets Self-Funded Fund	500,000	3,519,675	4,320,000	-	-	8,339,675
General Grant Funds	-	-	3,243,450	-	-	3,243,450
Infrastructure Investment Fund	2,441,073	1,500,000	-	-	-	3,941,073
Utility Certificates of Obligation	3,379,333	2,200,000	1,153,600	900,000	2,987,800	10,620,733
Utility Fund Cash Reserves	-	1,220,000	155,000	-	166,000	1,541,000
Stormwater Certificates of Obligation	40,369	2,500,000	2,800,000	-	-	5,340,369
Stormwater Fund Cash Reserves	91,931	-	-	-	-	91,931
Airport Fund Certificates of Obligation	1,050,000	2,786,000	10,039,000	-	-	13,875,000
Airport Fund Grant Funds	11,082,752	-	108,000	1,008,000	-	12,198,752
Airport Fund Cash Reserves	716,232	3,458,000	1,307,000	112,000	-	5,593,232
TOTAL	\$44,618,062	\$51,016,114	\$80,020,509	\$34,847,706	\$10,153,800	\$220,656,191

GENERAL GOVERNMENT

Capital Improvements Program

FY2024-25	Actual Prior Years	Estimated 2023-24	Budget 2024-25	Budget 2025-26	Budget 2026-27	Budget 2027-28	Project Total
FUNDING SOURCES							
General Obligation Bonds Series 2012	\$7,235,733	\$376,765	\$-	\$-	\$-	\$-	\$7,612,498
General Obligation Bonds Series 2013	206,176	-	-	-	-	-	206,176
General Obligation Bonds Series 2014	1,742,797	-	-	-	-	-	1,742,797
Streets Self-Funded Fund	-	500,000	3,519,675	4,320,000	-	-	8,339,675
Self-Funded Special Projects Fund	41,056	184,210	507,200	393,800	-	-	1,126,266
Certificates of Obligation Series 2019	16,982,635	1,141,989	292,541	-	-	-	18,417,165
General Obligation Bonds Series 2020	3,247,852	3,197,195	3,400,000	4,959,953	-	-	14,805,000
General Obligation Bonds Series 2021	16,176,051	156,903	-	-	-	-	16,332,954
General Obligation Bonds Series 2022	3,988,684	4,463,618	2,495,698	-	-	-	10,948,000
Certificates of Obligation Series 2022	-	10,000,000	-	-	-	-	10,000,000
General Obligation Bonds Series 2023	491,246	4,545,692	-	-	-	-	5,036,938
Certificates of Obligation Series 2023	-	750,000	1,250,000	-	-	-	2,000,000
State Infrastructure Bank Loans	-	-	22,187,000	22,413,000	-	-	44,600,000
Future Bond Issuance	-	500,000	3,700,000	29,127,706	32,827,706	7,000,000	73,155,412
General Grant Funds	-	-	-	3,243,450	-	-	3,243,450
Total Available Resources	\$50,112,230	\$25,816,372	\$37,352,114	\$64,457,909	\$32,827,706	\$7,000,000	\$217,566,331

Capital Replacement Fund

FY2024-25	Actual Prior Years	Estimated 2023-24	Budget 2024-25	Budget 2025-26	Budget 2026-27	Budget 2027-28	Project Total
PROJECTS							
Vitruvian West Streetscape and Bella Lane Extension	\$4,273,519	\$-	\$896,741	\$-	\$-	\$-	\$5,170,260
Quorum Drive Reconstruction	410,888	3,792,602	10,000,000	12,900,000	-	-	27,103,490
Pedestrian Connectivity - Cotton Belt/Silver Line	-	307,469	-	-	-	-	307,469
License Plate Recognition and Optical Camera System Expansion	1,930,704	69,296	-	-	-	-	2,000,000
Midway Road Reconstruction	30,094,228	12,261,810	-	-	-	-	42,356,038
Keller Springs Reconstruction	1,867,053	3,032,947	8,000,000	4,000,000	-	-	16,900,000
Airport Parkway Reconstruction	890,047	150,000	3,400,000	4,959,953	-	-	9,400,000
Athletic Club Improvements	5,319,173	30,458	-	-	-	-	5,349,631
Improvements to Existing Buildings	3,179,046	1,573,220	616,490	-	-	-	5,368,756
Trail Rehab, Expansion, Wayfinding	329,042	83,683	-	-	-	-	412,725
Montfort Drive Reconstruction	146,910	753,090	4,187,000	9,513,000	-	-	14,600,000
Les Lacs Pond Improvements	609,500	1,223,400	1,879,208	-	-	-	3,712,108
Vitruvian Park Phase 9, Block 701	1,062,120	620,397	-	-	-	-	1,682,517
Vitruvian Park Phase 6, Blocks 301, 302 and 303	-	750,000	1,904,075	-	-	-	2,654,075
Vitruvian Park Phase 7, Blocks 204, 210, 402 and 403	-	-	-	2,127,706	2,127,706	-	4,255,412
Vitruvian Park Phase 8, Remaining Blocks	-	-	-	-	1,500,000	-	1,500,000
Beltway Drive Trail	-	500,000	1,697,500	-	-	-	2,197,500
Transit-Oriented Development Parking Garage	-	-	-	5,000,000	10,000,000	-	15,000,000
North Texas Emergency Communications (NTECC) Facility	-	500,000	200,000	2,000,000	700,000	-	3,400,000
AAC Outdoor Pool Restrooms / Perimeter Fence Renovations	-	-	60,000	216,300	-	-	276,300
Westgrove & Quorum Bicycle Lanes and Airport Viewing Area	-	-	563,900	1,600,000	-	-	2,163,900
Police and Courts Facility	-	-	3,500,000	20,000,000	11,500,000	-	35,000,000
Service Center Lobby Renovations	-	25,000	225,000	-	-	-	250,000
Transit-Oriented Development Infrastructure	-	-	-	-	7,000,000	7,000,000	14,000,000
Arapaho/Surveyor and Systemwide Traffic Signal Improvements	-	143,000	222,200	2,140,950	-	-	2,506,150
Total	\$50,112,230	\$25,816,372	\$37,352,114	\$64,457,909	\$32,827,706	\$7,000,000	\$217,566,331

GENERAL GOVERNMENT

Capital Improvements Projects

Vitruvian West Streetscape and Bella Lane Extension

DESCRIPTION

This project is to continue build out of the planned development at Vitruvian and the associated public infrastructure. In FY2021, public infrastructure construction was the streetscape associated with Vitruvian West 2. The Town was also responsible for the design and construction of a well pad for a well into Trinity Aquifer in FY2021. Phase IV, which includes the extension of Bella Lane to Alpha Road, began in FY2022 and is substantially complete. Vitruvian West 3 streetscape improvements along Westgate Lane and Marsh Lane were completed in early 2023. Bella Lane North Connector is anticipated to be completed in FY2025.

JUSTIFICATION

The Vitruvian development was approved in several phases. The Town is responsible for the construction of the public infrastructure associated with the development.

PHASE

Well pad construction, Vitruvian West 2 & 3 streetscape, and Bella Lane Extension are complete, while completion of the Bella Lane North Connector is anticipated for 2025.

STATUS

Vitruvian West 2 streetscape and well construction has been completed. A contract for construction for the Bella Lane extension was awarded on January 11, 2022, with construction completed in FY2023 along with Vitruvian West 3 streetscape. The Bella Lane North Connector is anticipated to be bid in 2024 and constructed in 2025.

Vitruvian West Streetscape and Bella Lane Extension	Project to Date	Est 2024	2025	2026	2027	2028	Project Total
Funding							
Bond Funds	\$4,273,519	\$-	\$292,541	\$-	\$-	\$-	\$4,566,060
Cash Reserves	-	-	604,200	-	-	-	604,200
Total	\$4,273,519	\$-	\$896,741	\$-	\$-	\$-	\$5,170,260
Expenditures							
Design	\$662,195	\$-	\$376,476	\$-	\$-	\$-	\$1,038,671
Construction	3,611,128	-	520,265	-	-	-	4,131,393
Right of Way	196	-	-	-	-	-	196
Total	\$4,273,519	\$-	\$896,741	\$-	\$-	\$-	\$5,170,260

Quorum Drive Reconstruction

DESCRIPTION

This project is for reconstruction of Quorum Drive from the Dallas North Tollway to the DART Rail Right-of-Way. Quorum Drive was originally built in the early to mid-1980s. The scope will include, but not be limited to, utility upsizing to handle continued growth in Addison, incorporation of the Master Transportation and Trails Master Plans, ADA improvements, and the replacement of traffic signals at three intersections.

JUSTIFICATION

Proposition B - North/South Roads was approved by the voters as part of the November 2019 bond election with an estimated cost of \$26,302,000. The Asset Management Risk score based on the Town’s Asset Management Plan was evaluated as critical and the Pavement Condition Index was rated as fair.

PHASE

The project is currently in the design phase.

STATUS

A design contract was awarded on June 13, 2023, with an anticipated design completion of eighteen months. After design, construction is anticipated in fiscal years 2025 to 2026.

Quorum Drive Reconstruction	Project to Date	Est 2024	2025	2026	2027	2028	Project Total
Funding							
Bond Funds	\$410,888	\$3,792,602	\$-	\$-	\$-	\$-	\$4,203,490
State Infrastructure Bank Loans			10,000,000	12,900,000			\$22,900,000
Total	\$410,888	\$3,792,602	\$10,000,000	\$12,900,000	\$-	\$-	\$27,103,490
Expenditures							
Design	\$406,916	\$3,792,602	\$250,000	\$3,972	\$-	\$-	\$4,453,490
Construction	3,972	-	9,750,000	12,896,028	-	-	22,650,000
Total	\$410,888	\$3,792,602	\$10,000,000	\$12,900,000	\$-	\$-	\$27,103,490

General Government Capital Improvement Projects

Pedestrian Connectivity - Cotton Belt/Silver Line

DESCRIPTION

This project is for enhancements to transit connectivity improvements between Addison and the surrounding region, including better bus connectivity to Vitruvian and rail service along the Cotton Belt corridor.

JUSTIFICATION

These improvements were identified through the Addison Circle Special Area Study as part of the Comprehensive Plan.

PHASE

The project is currently in the construction phase.

STATUS

The North Texas Council of Governments is designing and constructing this project with the Town to pay its share in a lump sum which was made in FY2024.

Pedestrian Connectivity - Cotton Belt/Silver Line	Project to Date	Est 2024	2025	2026	2027	2028	Project Total
Funding							
Bond Funds	\$-	\$307,469	\$-	\$-	\$-	\$-	307,469
Total	\$-	\$307,469	\$-	\$-	\$-	\$-	307,469
Expenditures							
Construction	\$-	\$307,469	\$-	\$-	\$-	\$-	\$307,469
Total	\$-	\$307,469	\$-	\$-	\$-	\$-	\$307,469

License Plate Recognition and Optical Camera System Expansion

DESCRIPTION

This project is to provide city-wide wireless applications and secure network infrastructure for video, data, and voice applications for the Town’s first responders and the protection of certain infrastructure areas. Typical applications are law enforcement, fire protection, medical services, intelligent traffic monitoring, and public transit systems.

JUSTIFICATION

In October of 2018, City Council approved the installation of License Plate Recognition and Optical Cameras at eight intersections, several neighborhood entrances, and two walking trails as a pilot program. After reporting back to Council in August of 2020, City Council directed staff to expand the program.

PHASE

The project is substantially complete.

STATUS

In April of 2021, City Council approved a contract with STS360 to install 111 new cameras and replace 180 existing cameras. Additionally, in April of 2021, City Council approved a contract with Vigilant Solutions to install 60 license plate reader cameras. This project is substantially complete.

License Plate Recognition and Optical Camera System Expansion	Project to Date	Est 2024	2025	2026	2027	2028	Project Total
Funding							
Cash Reserves	\$529,209	\$70,791	\$-	\$-	\$-	\$-	\$600,000
Bond Funds	1,930,704	69,296	-	-	-	-	2,000,000
Total	\$2,459,913	\$140,087	\$-	\$-	\$-	\$-	\$2,600,000
Expenditures							
Design	\$15,600	\$-	\$-	\$-	\$-	\$-	\$15,600
Construction	1,046	-	-	-	-	-	1,046
Equipment	2,443,267	140,087	-	-	-	-	2,583,354
Total	\$2,459,913	\$140,087	\$-	\$-	\$-	\$-	\$2,600,000

Midway Road Reconstruction

DESCRIPTION

This project is for reconstruction of Midway Road to include replacement of wet utilities, compliance with Americans with Disabilities Act (ADA) requirements, traffic signal upgrades, and sidewalk, median, and lighting improvements along with inclusion of the new Master Transportation Plan standards.

JUSTIFICATION

The roadway has failed due to heavy traffic use and water saturation to the sub-base. ADA compliance is required for pedestrian ramps and pathways.

PHASE

This project is under construction.

STATUS

On December 8, 2020, a construction contract was approved. This project is anticipated to be completed in the summer of FY2024.

Midway Road Reconstruction	Project to Date	Est 2024	2025	2026	2027	2028	Project Total
Funding							
Bond Funds	\$30,094,228	\$12,261,810	\$-	\$-	\$-	\$-	\$42,356,038
Total	\$30,094,228	\$12,261,810	\$-	\$-	\$-	\$-	\$42,356,038
Expenditures							
Design	\$3,423,769	\$952,545	\$-	\$-	\$-	\$-	\$4,376,314
Construction	21,519,064	11,309,265	-	-	-	-	32,828,329
Right of Way	5,151,395	-	-	-	-	-	5,151,395
Total	\$30,094,228	\$12,261,810	\$-	\$-	\$-	\$-	\$42,356,038

Keller Springs Reconstruction

DESCRIPTION

This project consists of reconstruction of Keller Springs Road from Dallas North Tollway to Addison Road including replacing asphalt roadway with concrete, upsizing existing facilities, installing Master Transportation Plan elements, acquiring right-of-way for medians, sidewalks, and landscaping, and replacing traffic signals.

JUSTIFICATION

Proposition A - East/West Roads was approved by the voters as part of the November 2019 bond election with an estimated bond funded cost of \$12,900,000. The Town has also secured \$4,000,000 in funding from Dallas County. The Asset Management Risk score, based on the Town’s Asset Management Plan, was evaluated as failed or in critical condition. Additionally, the current pavement condition index which rates the condition of the surface of a road was measured as poor.

PHASE

The project is under construction.

STATUS

A contract for professional engineering services was approved on December 10, 2019. A construction contract was awarded on September 12, 2023. Construction is anticipated to be completed in FY2026. \$2.8M of this project is funded by Stormwater Bonds.

Keller Springs Reconstruction	Project to Date	Est 2024	2025	2026	2027	2028	Project Total
Funding							
Stormwater Bonds	\$-	\$-	\$-	\$2,800,000	\$-	\$-	\$2,800,000
Bond Funds	1,867,053	3,032,947	-	-	-	-	4,900,000
State Infrastructure Bank Loans	-	-	8,000,000	-	-	-	8,000,000
Cash Reserves	-	-	-	4,000,000	-	-	4,000,000
Total	\$1,867,053	\$3,032,947	\$8,000,000	\$6,800,000	\$-	\$-	\$19,700,000
Expenditures							
Design	\$1,288,037	\$405,634	\$-	\$-	\$-	\$-	\$1,693,671
Construction	2,563	2,203,766	8,000,000	6,800,000	-	-	17,006,329
Right of Way	576,453	423,547	-	-	-	-	1,000,000
Total	\$1,867,053	\$3,032,947	\$8,000,000	\$6,800,000	\$-	\$-	\$19,700,000

Airport Parkway Reconstruction

DESCRIPTION

This project consists of reconstruction of Airport Parkway from Dallas North Tollway to Addison Road including replacement of asphalt roadway with concrete roadway, upsizing of existing facilities, installation of Master Transportation Plan elements, acquisition of right-of-way for medians, sidewalks, and landscaping, and replacement of traffic signals.

JUSTIFICATION

Proposition A - East/West Roads was approved by the voters as part of the November 2019 bond election with an estimated cost of \$9,400,000. The Asset Management Risk score, based on the Town’s Asset Management Plan, was evaluated as failed or in critical condition. Additionally, the current pavement condition index which rates the condition of the surface of a road was measured as very poor.

PHASE

The project is currently in the engineering design phase.

STATUS

A contract for professional engineering services was approved on December 10, 2019. Bidding and construction is anticipated to begin in early FY2025 and be completed in FY2026.

Airport Parkway Reconstruction	Project to Date	Est 2024	2025	2026	2027	2028	Project Total
Funding							
Bond Funds	\$890,047	\$150,000	\$3,400,000	\$4,959,953	\$-	\$-	\$9,400,000
Total	\$890,047	\$150,000	\$3,400,000	\$4,959,953	\$-	\$-	\$9,400,000
Expenditures							
Design	\$707,957	\$100,000	\$-	\$-	\$-	\$-	\$807,957
Construction	-	-	3,400,000	4,959,953	-	-	8,359,953
Right of Way	182,090	50,000	-	-	-	-	232,090
Total	\$890,047	\$150,000	\$3,400,000	\$4,959,953	\$-	\$-	\$9,400,000

General Government Capital Improvement Projects

Trail Rehab, Expansion, Wayfinding

DESCRIPTION

This project consists of the addition of wayfinding elements and distance markers on Redding, Arapaho, Les Lacs, White Rock Creek and Beltway Trails. The project will also refurbish Redding Linear Trail by replacing deteriorating wood retaining walls, addressing ADA issues, and improving drainage. Additionally, extending Redding Linear Trail to future trail along Midway Road, adding a pedestrian way stop at Les Lacs Park and Belt Line Road, and add shaded outdoor fitness station adjacent to Les Lacs Park will be included in the project.

JUSTIFICATION

Proposition C - Park, Open Space, and Recreation Facilities was approved by the voters as part of the November 2019 bond election with an estimated cost of \$412,725.

PHASE

The project is substantially complete.

STATUS

This project is substantially complete.

Trail Rehab, Expansion, Wayfinding	Project to Date	Est 2024	2025	2026	2027	2028	Project Total
Funding							
Bond Funds	\$329,042	\$83,683	\$-	\$-	\$-	\$-	\$412,725
Total	\$329,042	\$83,683	\$-	\$-	\$-	\$-	\$412,725
Expenditures							
Design	\$35,900	\$6,000	\$-	\$-	\$-	\$-	\$41,900
Construction	293,142	77,683	-	-	-	-	370,825
Total	\$329,042	\$83,683	\$-	\$-	\$-	\$-	\$412,725

Montfort Drive Reconstruction

DESCRIPTION

This project consists of reconstruction of Montfort Drive from Belt Line Road to the Addison city limits by rebuilding concrete roadway and upsizing existing utilities. Additionally, the project includes installing Master Transportation Plan elements including widening the median, almost doubling the sidewalk width to eight feet, and adding a six-foot parkway buffer. The project also includes the acquisition of right-of-way for medians, sidewalks, and landscaping. The project scope has been recently expanded to extend as far as Celestial Road.

JUSTIFICATION

Proposition B - North/South Roads was approved by the voters as part of the November 2019 bond election with an estimated cost of \$7,300,000. The Asset Management Risk score, based on the Town’s Asset Management Plan, was evaluated as critical. The Pavement Condition Index was rated as very poor.

PHASE

The project is currently in the engineering design phase.

STATUS

This project is anticipated to be designed in FY2023 and FY2024 and constructed in FY2025 and FY2026.

Montfort Drive Reconstruction	Project to Date	Est 2024	2025	2026	2027	2028	Project Total
Funding							
Bond Funds	146,910	753,090	-	-	-	-	900,000
State Infrastructure Bank Loans	-	-	4,187,000	9,513,000	-	-	13,700,000
Total	\$146,910	\$753,090	\$4,187,000	\$9,513,000	\$-	\$-	\$14,600,000
Expenditures							
Design	\$146,910	\$753,090	\$187,000	\$-	\$-	\$-	\$1,087,000
Construction	-	-	4,000,000	9,513,000	-	-	13,513,000
Total	\$146,910	\$753,090	\$4,187,000	\$9,513,000	\$-	\$-	\$14,600,000

General Government Capital Improvement Projects

Les Lacs Pond Improvements

DESCRIPTION

The project consists of Les Lacs pond improvements and include the replacement of concrete edge and pond liner, ADA improvements, enhancements to the lake edge that is a combination of natural, concrete and stone edges, landscape beds and rain garden, retaining walls, fountain lights, and tree up-lights.

JUSTIFICATION

Proposition C - Park, Open Space, and Recreation Facilities was approved by the voters as part of the November 2019 bond election with an estimated cost of \$3,282,108.

PHASE

The project is currently in engineering design phase.

STATUS

This project is anticipated to have design completed in FY2024 and be constructed in FY2024 and FY2025. \$2.5M of this project is funded by Stormwater Bonds.

Les Lacs Pond Improvements	Project to Date	Est 2024	2025	2026	2027	2028	Project Total
Funding							
Stormwater Bonds	\$-	\$-	\$2,500,000	\$-	\$-	\$-	\$2,500,000
Bond Funds	609,500	1,223,400	1,879,208	-	-	-	3,712,108
Total	\$609,500	\$1,223,400	\$4,379,208	\$-	\$-	\$-	\$6,212,108
Expenditures							
Design	\$609,500	\$223,400	\$-	\$-	\$-	\$-	\$832,900
Construction	-	1,000,000	4,379,208	-	-	-	5,379,208
Total	\$609,500	\$1,223,400	\$4,379,208	\$-	\$-	\$-	\$6,212,108

General Government Capital Improvement Projects

Vitruvian Park Phase 9, Block 701

DESCRIPTION

This project is for demolition and paving improvements, water and sewer improvements, street lighting, and landscape improvements for Vitruvian Park Phase 9, Block 701 (Townhomes).

JUSTIFICATION

The Vitruvian development was approved in several phases. The Town is responsible for the construction of the public infrastructure associated with the development.

PHASE

The project is currently under construction.

STATUS

This project is anticipated to be completed in FY2024.

Vitruvian Park Phase 9, Block 701	Project to Date	Est 2024	2025	2026	2027	2028	Project Total
Funding							
Bond Funds	\$1,062,120	\$620,397	\$-	\$-	\$-	\$-	\$1,682,517
Total	\$1,062,120	\$620,397	\$-	\$-	\$-	\$-	\$1,682,517
Expenditures							
Design	\$99,416	\$4,564	\$-	\$-	\$-	\$-	\$103,980
Construction	962,704	615,833	-	-	-	-	1,578,537
Total	\$1,062,120	\$620,397	\$-	\$-	\$-	\$-	\$1,682,517

Athletic Club Improvements

DESCRIPTION

This project consists of gymnasium and track improvements to replace lighting with energy-efficient LED lighting, replacement of safety railing and basketball goals, and to resurface the track at the Addison Athletic Club. The project also includes pool modernization improvements to add ultra-violet filtration system for the inside and outside pools, a replacement of the indoor pool hot tub to address leaks and ADA access, addition of a shade structure to the outdoor pool area, and replacement of the children’s water play elements. Locker room improvements including renovation and reconfiguration of existing locker rooms, firewall improvements, and addition of family changing rooms. Additionally, the project includes replacement of the roof, partial replacement of HVAC, and core building updates.

JUSTIFICATION

Proposition C - Park, Open Space, and Recreation Facilities was approved by the voters as part of the November 2019 bond election with an estimated cost of \$3,028,167. The Asset Management Risk score, based on the Town’s Asset Management Plan, was evaluated as good or fair. Proposition D - Buildings was approved by the voters as part of the November 2019 bond election with an estimated cost of \$2,049,464. The Asset Management Risk score, based on the Town’s Asset Management Plan, was evaluated as poor or fair.

PHASE

The project is complete.

STATUS

A contract for professional engineering services was approved on June 9, 2020, and the construction contract was approved on October 12, 2021. The project is complete.

Athletic Club Improvements	Project to Date	Est 2024	2025	2026	2027	2028	Project Total
Funding							
Bond Funds	\$5,278,117	\$14,248	\$-	\$-	\$-	\$-	\$5,292,365
Cash Reserves	41,056	16,210	-	-	-	-	57,266
Total	\$5,319,173	\$30,458	\$-	\$-	\$-	\$-	\$5,349,631
Expenditures							
Design	\$482,772	\$14,248	\$-	\$-	\$-	\$-	\$497,020
Construction	4,787,365	16,210	-	-	-	-	4,803,575
Equipment	49,036	-	-	-	-	-	49,036
Total	\$5,319,173	\$30,458	\$-	\$-	\$-	\$-	\$5,349,631

Improvements to Existing Facilities

DESCRIPTION

This project consists of replacements of the heating, ventilation, air conditioning (HVAC) system to existing municipal buildings. The locations include Addison Circle Park Pavilion, Central Fire, Finance, Fire Station #2, Police and Courts, Police Substations, Pump Stations, Town Hall, Service Center, Stone Cottage, and Vitruvian Restrooms. A replacement of the 15 to 30-year-old roofs that have deferred maintenance issues on existing municipal buildings will take place. All related roof elements including decking, flashing, joints, and coping will be replaced. The locations include Addison Circle Park, Central Fire Station, Fire Station #2, Police building, Service Center, Surveyor Pump Station, and Theatre Centre lobby and main space. Improvements are needed to address Americans with Disabilities Act compliance. Parking lot modifications are needed at Town Hall, Central Fire, Fire Station #2, Service Center, and Finance. Locker rooms are in need of improvements at Central Fire, Fire Station #2, Service Center, and Police buildings. Additionally, a Pavilion ramp was identified for improvements at the Conference Centre and concrete at the Stone Cottage. Improvements to the air filtration system at the Police Gun Range was proposed to separate the systems and install a HEPA filtration system that would filter out contaminants. The current HVAC system is shared with the adjacent exercise area.

JUSTIFICATION

Proposition D - Buildings was approved by the voters as part of the November 2019 bond election with an estimated cost of \$5,295,536. The Asset Management Risk score based, on the Town’s Asset Management Plan, was evaluated as poor or fair.

PHASE

Phase 1 of this project substantially complete. Phase 2 of this project is under construction.

STATUS

A contract for professional engineering services was approved on April 13, 2021, for phase one projects. The phase one projects are substantially complete. Phase two projects are currently under construction.

Improvements to Existing Facilities	Project to Date	Est 2024	2025	2026	2027	2028	Project Total
Funding							
Bond Funds	\$3,179,046	\$1,573,220	\$616,490	\$-	\$-	\$-	\$5,368,756
Cash Reserves	-	-	-	-	-	-	-
Total	\$3,179,046	\$1,573,220	\$616,490	\$-	\$-	\$-	\$5,368,756
Expenditures							
Design	\$253,694	\$164,086	\$-	\$-	\$-	\$-	\$417,780
Construction	2,296,548	1,409,134	616,490	-	-	-	4,322,172
Equipment	628,804	-	-	-	-	-	628,804
Total	\$3,179,046	\$1,573,220	\$616,490	\$-	\$-	\$-	\$5,368,756

General Government Capital Improvement Projects

Vitruvian Park Phase 6, Blocks 301, 302 and 303

DESCRIPTION

This project consists of demolition and paving improvements, water and sewer improvements, street lighting, and landscape improvements for Vitruvian Park Phase 6, Blocks 301, 302 and 303.

JUSTIFICATION

The Vitruvian development was approved in several phases. The Town is responsible for the construction of the public infrastructure associated with the development.

PHASE

The project is currently in the planning phase.

STATUS

This project is anticipated to be designed in FY2024. Construction is anticipated to begin in FY2024 with project completion estimated for 2025.

Vitruvian Park Phase 6, Blocks 301, 302 and 303	Project to Date	Est 2024	2025	2026	2027	2028	Project Total
Funding							
Bond Funds	\$-	\$750,000	\$1,250,000	\$-	\$-	\$-	\$2,000,000
Cash Reserves	-	-	654,075	-	-	-	654,075
Total	\$-	\$750,000	\$1,904,075	\$-	\$-	\$-	\$2,654,075
Expenditures							
Design	\$-	\$398,111	\$285,611	\$-	\$-	\$-	\$683,722
Construction	-	351,889	1,618,464	-	-	-	1,970,353
Equipment	-	-	-	-	-	-	-
Right of Way	-	-	-	-	-	-	-
Total	\$-	\$750,000	\$1,904,075	\$-	\$-	\$-	\$2,654,075

General Government Capital Improvement Projects

Vitruvian Park Phase 7, Blocks 204, 210, 402 and 403

DESCRIPTION

This project consists of demolition and paving improvements, water and sewer improvements, street lighting, and landscape improvements for Vitruvian Park Phase 7, Blocks 204, 210, 402, and 403.

JUSTIFICATION

The Vitruvian development was approved in several phases. The Town is responsible for the construction of the public infrastructure associated with the development.

PHASE

The project is currently in the planning phase.

STATUS

This project is anticipated to be designed in FY2026. Construction is anticipated to begin in FY2026 with project completion estimated for FY2027.

Vitruvian Park Phase 6, Blocks 301, 302 and 303	Project to Date	Est 2024	2025	2026	2027	2028	Project Total
Funding							
Bond Funds	\$-	\$-	\$-	\$2,127,706	\$2,127,706	\$-	\$4,255,412
Total	\$-	\$-	\$-	\$2,127,706	\$2,127,706	\$-	\$4,255,412
Expenditures							
Design	\$-	\$-	\$-	\$319,156	\$319,156	\$-	\$638,312
Construction	-	-	-	1,808,550	1,808,550	-	3,617,100
Equipment	-	-	-	-	-	-	-
Right of Way	-	-	-	-	-	-	-
Total	\$-	\$-	\$-	\$2,127,706	\$2,127,706	\$-	\$4,255,412

General Government Capital Improvement Projects

Vitruvian Park Phase 8, Remaining Blocks

DESCRIPTION

This project consists of demolition and paving improvements, water and sewer improvements, street lighting, and landscape improvements for the remaining blocks of Vitruvian Park Phase 8.

JUSTIFICATION

The Vitruvian development was approved in several phases. The Town is responsible for the construction of the public infrastructure associated with the development.

PHASE

The project is currently in the planning phase.

STATUS

This project is anticipated to be designed in FY2027 and be constructed in FY2027.

Vitruvian Park Phase 6, Blocks 301, 302 and 303	Project to Date	Est 2024	2025	2026	2027	2028	Project Total
Funding							
Bond Funds	\$-	\$-	\$-	\$-	\$1,500,000	\$-	\$1,500,000
Total	\$-	\$-	\$-	\$-	\$1,500,000	\$-	\$1,500,000
Expenditures							
Design	\$-	\$-	\$-	\$-	\$225,000	\$-	\$225,000
Construction	-	-	-	-	1,275,000	-	1,275,000
Equipment	-	-	-	-	-	-	-
Right of Way	-	-	-	-	-	-	-
Total	\$-	\$-	\$-	\$-	\$1,500,000	\$-	\$1,500,000

Beltway Drive Trail

DESCRIPTION

The Beltway Drive Trail is a combination of trail types from Marsh Lane eastward to Belt Line Road. The project includes a buffered, on-road two-way cycle track from Marsh Lane to Le Grande Drive, an off-road portion from Le Grande Drive to Midway Road, and a Bicycle Boulevard from Midway Road to Belt Line Road. The project is currently in construction document development. Project expenditures will be reimbursed by DART.

JUSTIFICATION

This project was the Phase 1 top recommendation from the City-Wide Trail System Master Plan.

PHASE

The project is currently in the design phase.

STATUS

This project is anticipated to be completed in FY2025.

Beltway Drive Trail	Project to Date	Est 2024	2025	2026	2027	2028	Project Total
Funding							
Cash Reserves	\$-	\$500,000	\$1,697,500	\$-	\$-	\$-	\$2,197,500
Total	\$-	\$500,000	\$1,697,500	\$-	\$-	\$-	\$2,197,500
Expenditures							
Construction	\$-	\$500,000	\$1,697,500	\$-	\$-	\$-	\$2,197,500
Total	\$-	\$500,000	\$1,697,500	\$-	\$-	\$-	\$2,197,500

Transit-Oriented Development Parking Garage

DESCRIPTION

This project consists of construction of 650 public parking spaces to serve the transit-oriented development. Public parking spaces will be constructed adjacent to the office building near Addison Circle Park and mixed-use development.

JUSTIFICATION

A parking garage was approved by voters in the 2012 bond election for the Addison Circle Park area.

PHASE

The project is currently in planning phase.

STATUS

This project is anticipated to be completed as early as 2026.

Transit-Oriented Development Parking Garage	Project to Date	Est 2024	2025	2026	2027	2028	Project Total
Funding							
Bond Funds	\$-	\$-	\$-	\$5,000,000	\$10,000,000	\$-	\$15,000,000
Total	\$-	\$-	\$-	\$5,000,000	\$10,000,000	\$-	\$15,000,000
Expenditures							
Design	\$-	\$-	\$-	\$1,500,000	\$-	\$-	\$1,500,000
Construction	-	-	-	3,500,000	10,000,000	-	13,500,000
Total	\$-	\$-	\$-	\$5,000,000	\$10,000,000	\$-	\$15,000,000

North Texas Emergency Communications (NTECC) Facility

DESCRIPTION

This project consists of construction of a new 23,000 square foot public safety communications facility for the joint dispatch center created and owned by the Cities of Coppell, Farmers Branch, and Carrollton along with the Town.

JUSTIFICATION

NTECC currently leases 11,800 square feet of space with lease rates that are anticipated to increase dramatically in 2029.

PHASE

The project is currently in planning phase.

STATUS

This project is anticipated to be completed as early as 2027.

North Texas Emergency Communications (NTECC) Facility	Project to Date	Est 2024	2025	2026	2027	2028	Project Total
Funding							
Bond Funds	\$-	\$500,000	\$200,000	\$2,000,000	\$700,000	\$-	\$3,400,000
Total	\$-	\$500,000	\$200,000	\$2,000,000	\$700,000	\$-	\$3,400,000
Expenditures							
Design	\$-		\$200,000	\$-	\$-	\$-	\$200,000
Construction	-	-	-	2,000,000	700,000	-	2,700,000
Land	-	500,000	-	-	-	-	500,000
Total	\$-	\$500,000	\$200,000	\$2,000,000	\$700,000	\$-	\$3,400,000

AAC Outdoor Pool Restrooms / Perimeter Fence Renovations

DESCRIPTION

This project will serve to engage in professional services and construction agreements to develop construction documents for and to renovate the Addison Athletic Club Outdoor Pool Restrooms and Perimeter Fence.

JUSTIFICATION

Both the Men’s and Women’s restrooms adjacent to the outdoor pool were not originally designed to be family friendly and are unpleasant to use due to a great degree of degradation. The outdoor pool restrooms have not undergone major renovations or upgrades since the outdoor pool opened in 2003. The proposed outdoor pool restroom renovation will serve to relieve congestion in the newly renovated indoor restrooms and to be comfortable for use by parents and their children. Additionally, safety concerns for unauthorized nighttime entry are increasing due to the age and original construction materials of the steel picket perimeter fence. The perimeter wall can also allow for unwanted intrusion in areas where there are adjacent steps on the exterior side of the wall. A new reinforced steel picket security fence and additions of short fencing material added to the top of the perimeter wall will alleviate concerns for outside intrusion. This project supports Council’s Key Focus Areas of Infrastructure Development and Maintenance and Vibrant Active Community.

PHASE

The project is currently in planning phase.

STATUS

This project is anticipated to be completed in FY2026.

AAC Outdoor Pool Restrooms / Perimeter Fence Renovations	Project to Date	Est 2024	2025	2026	2027	2028	Project Total
Funding							
Cash Reserves	\$-	\$-	\$60,000	\$216,300	\$-	\$-	\$276,300
Total	\$-	\$-	\$60,000	\$216,300	\$-	\$-	\$276,300
Expenditures							
Design	\$-	\$-	\$60,000	\$-	\$-	\$-	\$60,000
Construction	-	-	-	216,300	-	-	216,300
Total	\$-	\$-	\$60,000	\$216,300	\$-	\$-	\$276,300

Westgrove & Quorum Bicycle Lanes and Airport Viewing Area

DESCRIPTION

This project will serve to engage in professional services and construction agreements to develop construction documents for and to construct The Westgrove Dr. and Quorum Dr. Bicycle Lanes and Airport Viewing Area. The work will extend along Westgrove Dr, from Trinity Mills road to Quorum Dr. and south on Quorum Dr. to the Cotton Belt Trail near Addison Circle Park.

JUSTIFICATION

The Park, Recreation, and Open Space Master Plan adopted by Council on 4/25/19 supported the need for a City-Wide Trails Master Plan whose recommendations were adopted by Council on 5/25/21, and support Council’s Key Focus Area of Mobility and Connectivity. Additionally, we are proposing a project that aligns with the goals set forth by The NCTCOG in the Bicycle Routes to The Cotton Belt Trail initiative. NCTCOG and TxDOT support active transportation projects that are safe, comfortable and connect residents, visitors, and employees to local and regional recreation, amenities, and destinations. The implementation of this project represents responsible planning, respect for the citizen input process, and wise use of the Town’s resources. Cash funded expenditures will be reimbursed by DART.

PHASE

The project is currently in planning phase.

STATUS

This project is anticipated to be completed in FY2026.

Westgrove & Quorum Bicycle Lanes and Airport Viewing Area	Project to Date	Est 2024	2025	2026	2027	2028	Project Total
Funding							
Cash Reserves	\$-	\$-	\$563,900	\$320,000	\$-	\$-	\$883,900
Grant Funding	-	-	-	1,280,000	-	-	1,280,000
Total	\$-	\$-	\$563,900	\$1,600,000	\$-	\$-	\$2,163,900
Expenditures							
Design	\$-	\$-	\$563,900	\$-	\$-	\$-	\$563,900
Construction	-	-	-	1,600,000	-	-	1,600,000
Total	\$-	\$-	\$563,900	\$1,600,000	\$-	\$-	\$2,163,900

General Government Capital Improvement Projects

Police and Courts Facility

DESCRIPTION

This project will construct a new Police and Court facility at the current facility location. The new facility is approximately 45,000 square feet to accommodate future anticipated staff growth. Design is anticipated to begin in FY2025 with the facility anticipated to open in 2027.

JUSTIFICATION

The current Police and Court facility was built in 1984. The facility has deteriorated significantly and has required substantial maintenance to remain operational. Facility studies have identified the need for additional offices, training support, interview rooms, fitness rooms, sally port, evidence room, and labs. The new facility would accommodate future staffing levels and room for growth.

PHASE

The project is currently in planning phase.

STATUS

This project is anticipated to be completed in FY2027.

Police and Courts Facility	Project to Date	Est 2024	2025	2026	2027	2028	Project Total
Funding							
Bond Funds	\$-	\$-	\$3,500,000	\$20,000,000	\$11,500,000	\$-	\$35,000,000
Total	\$-	\$-	\$3,500,000	\$20,000,000	\$11,500,000	\$-	\$35,000,000
Expenditures							
Design	\$-	\$-	\$3,500,000	\$-	\$-	\$-	\$3,500,000
Construction	-	-	-	20,000,000	11,500,000	-	31,500,000
Total	\$-	\$-	\$3,500,000	\$20,000,000	\$11,500,000	\$-	\$35,000,000

General Government Capital Improvement Projects

Service Center Lobby Renovations

DESCRIPTION

This project will add a customer service area with incorporated access controls for the lobby at the Service Center.

JUSTIFICATION

The benefits are improved customer service, added security, and the chance to refresh the lobby with the Addison brand.

PHASE

The project is currently in planning phase.

STATUS

This project is anticipated to be completed in FY2025.

Service Center Lobby Renovations	Project to Date	Est 2024	2025	2026	2027	2028	Project Total
Funding							
Cash Reserves	\$-	\$25,000	\$225,000	\$-	\$-	\$-	\$250,000
Total	\$-	\$25,000	\$225,000	\$-	\$-	\$-	\$250,000
Expenditures							
Design	\$-	\$25,000	\$-	\$-	\$-	\$-	\$25,000
Construction	-	-	225,000	-	-	-	225,000
Total	\$-	\$25,000	\$225,000	\$-	\$-	\$-	\$250,000

General Government Capital Improvement Projects

Transit-Oriented Development Infrastructure

DESCRIPTION

This project will construct all public infrastructure improvements to accommodate phase one of the transit-oriented development.

JUSTIFICATION

The transit-oriented mixed use development will include multi-family residential, retail, and office space in phase one. This project will construct all needed public infrastructure and streetscape improvements.

PHASE

The project is currently in planning phase.

STATUS

This project is anticipated to be completed in FY2028.

Transit-Oriented Development Infrastructure	Project to Date	Est 2024	2025	2026	2027	2028	Project Total
Funding							
Bond Funds	\$-	\$-	\$-	\$-	\$7,000,000	\$7,000,000	\$14,000,000
Total	\$-	\$-	\$-	\$-	\$7,000,000	\$7,000,000	\$14,000,000
Expenditures							
Design	\$-	\$-	\$-	\$-	\$1,400,000	\$-	\$1,400,000
Construction	-	-	-	-	5,600,000	7,000,000	12,600,000
Equipment	-	-	-	-	-	-	-
Land	-	-	-	-	-	-	-
Total	\$-	\$-	\$-	\$-	\$7,000,000	\$7,000,000	\$14,000,000

Arapaho Road/Surveyor Boulevard and Systemwide Traffic Signal Improvements

DESCRIPTION

This project will rebuild the traffic signal at Arapaho Road/Surveyor Boulevard and install advanced warning signs, flashing yellow arrows, pedestrian hybrid beacons, and rectangular rapid flashing beacons in other locations throughout Town.

JUSTIFICATION

In November 2023, the Town staff collaborated with Kimley-Horn and Associates to pursue Highway Safety Improvement Program (HSIP) grant funding from TxDOT for traffic signal upgrades at the intersection of Arapaho Road and Surveyor Boulevard and systemwide traffic signal improvements.

PHASE

The project is currently in engineering phase.

STATUS

This project is anticipated to be completed in FY2026.

Arapaho Road/ Surveyor Boulevard and Systemwide Traffic Signal Improvements	Project to Date	Est 2024	2025	2026	2027	2028	Project Total
Funding							
Cash Reserves	\$-	\$143,000	\$222,200	\$177,500	\$-	\$-	\$542,700
Grant Funding	-	-	-	1,963,450	-	-	\$1,963,450
Total	\$-	\$143,000	\$222,200	\$2,140,950	\$-	\$-	\$2,506,150
Expenditures							
Design	\$-	\$143,000	\$66,000	\$-	\$-	\$-	\$209,000
Construction	-	-	156,200	2,140,950	-	-	2,297,150
Total	\$-	\$143,000	\$222,200	\$2,140,950	\$-	\$-	\$2,506,150

INFRASTRUCTURE

Investment Fund



FY2024-25	Actual Prior Years	Estimated 2023-24	Budget 2024-25	Budget 2025-26	Budget 2026-27	Budget 2027-28	Project Total
Projects and Transfers							
Traffic Signal and ADA Improvements	\$108,927	\$1,391,073	\$-	\$-	\$-	\$-	\$1,500,000
Redding Trail Extension / Dog Park	-	550,000	-	-	-	-	550,000
Conference Centre Renovations	-	500,000	1,500,000	-	-	-	2,000,000
Total	\$108,927	\$2,441,073	\$1,500,000	\$-	\$-	\$-	\$4,050,000

INFRASTRUCTURE INVESTMENT FUND

Capital Improvement Projects

Traffic Signal and ADA Improvements

DESCRIPTION

This project includes improvements for the intersections of Belt Line Road and Addison Road, Belt Line Road and Beltway Road, and Addison Road and Sojourn Drive traffic signal and ADA pedestrian ramp. This includes a complete replacement and redesign of the traffic signals and ramps at the intersections. These improvements were identified in the asset management plan and the ADA transition plan.

JUSTIFICATION

The three intersections were designed in FY2020 and are awaiting construction. Due to the Sojourn Mill and Overlay Project that was completed in FY2020, Addison Road and Sojourn Drive pedestrian crossings/ramps are required to be completed.

PHASE

The project is currently under construction.

STATUS

A construction contract was awarded on August 9, 2022. This project is anticipated to be completed in FY2024.

Traffic Signal and ADA Improvements	Project to Date	Est 2024	2025	2026	2027	2028	Project Total
Funding							
Cash Reserves	\$108,927	\$1,391,073	\$-	\$-	\$-	\$-	\$1,500,000
Total	\$108,927	\$1,391,073	\$-	\$-	\$-	\$-	\$1,500,000
Expenditures							
Design	\$71,865	\$23,135	\$-	\$-	\$-	\$-	\$95,000
Construction	36,100	1,367,938	-	-	-	-	1,404,038
Right of Way	962	-	-	-	-	-	962
Total	\$108,927	\$1,391,073	\$-	\$-	\$-	\$-	\$1,500,000

Redding Trail Extension/Dog Park

DESCRIPTION

The Redding Trail Extension will provide a 10’ wide multi-use trail from the west side of the Redding Trail Dog Park east to Midway Road. The proposed trail extension is approximately 750 linear feet long. It will connect the newly constructed trail on Midway Road to the Redding Trail and to Surveyor Road on the north end, and George Herbert Walker Bush Elementary School to the south.

JUSTIFICATION

This project was a Phase 1 recommendation from the City-Wide Trail System Master Plan.

PHASE

The project is currently in the planning phase.

STATUS

This project is anticipated to be completed in FY2024.

Redding Trail Extension/Dog Park	Project to Date	Est 2024	2025	2026	2027	2028	Project Total
Funding							
Cash Reserves	\$-	\$550,000	\$-	\$-	\$-	\$-	\$550,000
Total	\$-	\$550,000	\$-	\$-	\$-	\$-	\$550,000
Expenditures							
Construction	\$-	\$550,000	\$-	\$-	\$-	\$-	\$550,000
Total	\$-	\$550,000	\$-	\$-	\$-	\$-	\$550,000

Conference Centre Renovations

DESCRIPTION

This project will add additional office space to the Conference Centre to accommodate the relocation of all existing staff at the current Town Hall to the Conference Centre. This would create seven offices and 20 additional workstations with additional security access features and meeting space while consolidating staff for a more cohesive work environment.

JUSTIFICATION

Renovating and repurposing the Conference Centre to accommodate current Town Hall staff creates operating efficiencies and creates a safer work environment from the current Town Hall.

PHASE

The project is currently in planning phase.

STATUS

This project is anticipated to be completed in FY2025.

Conference Centre Renovations	Project to Date	Est 2024	2025	2026	2027	2028	Project Total
Funding							
Cash Reserves	\$-	\$500,000	\$1,500,000	\$-	\$-	\$-	\$2,000,000
Total	\$-	\$500,000	\$1,500,000	\$-	\$-	\$-	\$2,000,000
Expenditures							
Design	\$-	\$250,000	\$-	\$-	\$-	\$-	\$250,000
Construction	-	250,000	1,500,000	-	-	-	1,750,000
Total	\$-	\$500,000	\$1,500,000	\$-	\$-	\$-	\$2,000,000

UTILITY CAPITAL

Improvements Program

FY2024-25	Actual Prior Years	Estimated 2023-24	Budget 2024-25	Budget 2025-26	Budget 2026-27	Budget 2027-28	Project Total
FUNDING SOURCES							
Certificates of Obligation	\$510,590	\$3,379,333	\$2,200,000	\$1,153,600	\$900,000	\$2,987,800	-
Cash Reserves	-	-	1,220,000	155,000	-	166,000	-
Total Available Resources	\$510,590	\$3,379,333	\$3,420,000	\$1,308,600	\$900,000	\$3,153,800	-
PROJECTS							
Marsh Lane/Spring Valley Road Water Main Replacement	-	-	-	-	-	567,000	567,000
Lake Forest Drive Utility Improvements	391,771	1,188,152	-	-	-	-	1,579,923
Addison Road/Westgrove Drive Water Main Replacement	-	-	-	-	-	1,033,300	1,033,300
Excel Parkway/Addison Road Water Main Upsizing	-	-	-	-	-	268,500	268,500
New Water Main Loop - Excel Parkway / Addison Road	-	-	-	-	-	495,000	495,000
Beltway Drive/Belt Line Road Water Main Replacement	-	-	-	640,900	500,000	-	1,140,900
Sydney Drive/Marsh Lane Water Main Upsizing	-	-	-	667,700	400,000	-	1,067,700
Excel Parkway/Addison Road Sewer Improvements	-	-	-	-	-	390,000	390,000
Addison Road/Belt Line Road and Addison Road/Edwin Lewis Drive Sewer Improvements	-	-	-	-	-	400,000	400,000
Celestial Pumpstation Pump #3 Replacement	-	450,000	-	-	-	-	450,000
Celestial Pumpstation Pump #1 Replacement	-	450,000	-	-	-	-	450,000
Surveyor Pump Station Electrical Upgrades	118,819	861,181	-	-	-	-	980,000
SCADA and Kellway Electrical Control Panel Upgrades	-	430,000	-	-	-	-	430,000
AMI Water Meter Modernization	-	-	3,150,000	-	-	-	3,150,000
Celestial Pump Station Bathroom Addition	-	-	45,000	-	-	-	45,000
Addison Circle Tower Driveway	-	-	225,000	-	-	-	225,000
Total	\$510,590	\$3,379,333	\$3,420,000	\$1,308,600	\$900,000	\$3,153,800	\$12,672,323

Marsh Lane/Spring Valley Road Water Main Replacement

DESCRIPTION

This project consists of replacing an 8-inch cast iron (CI) water main installed in 1970 with an 8-inch polyvinyl chloride (PVC) pipe along the intersection of Marsh Lane and Spring Valley Road. Due to its age, the Town experiences significant leakage, water pressure issues, and maintenance requests on this water line.

JUSTIFICATION

In 2017, the Town completed a comprehensive Water Distribution System Assessment that included a Capital Improvements Program (CIP) that made recommendations for the replacement of and improvements to water lines, as well as other water quality improvements.

PHASE

The project is currently in the planning phase.

STATUS

This project is anticipated to be completed in FY2028.

Marsh Lane/Spring Valley Road Water Main Replacement	Project to Date	Est 2024	2025	2026	2027	2028	Project Total
Funding							
Bond Funds	\$-	\$-	\$-	\$-	\$-	\$567,000	\$567,000
Total	\$-	\$-	\$-	\$-	\$-	\$567,000	\$567,000
Expenditures							
Design	\$-	\$-	\$-	\$-	\$-	\$142,000	\$142,000
Construction	-	-	-	-	-	425,000	425,000
Total	\$-	\$-	\$-	\$-	\$-	\$567,000	\$567,000

Lake Forest Drive Utility Improvements

DESCRIPTION

This project consists of replacing 1,300 feet of 6-inch cast iron (CI) water main and 1,047 feet of clay wastewater main with 8-inch polyvinyl chloride (PVC) pipes along Lake Forest Drive. The water line exceeds the maximum allowable velocity at 1,000 gallons per minute and the wastewater main is nearing the end of its lifecycle.

JUSTIFICATION

In 2017, the Town completed a comprehensive Water Distribution System Assessment that included a Capital Improvements Program (CIP) that made recommendations for the replacement of and improvements to water lines, as well as other water quality improvements.

PHASE

The project is substantially complete.

STATUS

On August 24, 2021, the City Council approved an agreement with Dannenbaum Engineering Company for the design of the Lake Forest Drive Utility Improvements Project. On June 27, 2023, a construction contract was awarded to Rey-Mar Construction. This project is substantially complete.

Lake Forest Drive Utility Improvements	Project to Date	Est 2024	2025	2026	2027	2028	Project Total
Funding							
Bond Funds	\$391,771	\$1,188,152	\$-	\$-	\$-	\$-	\$1,579,923
Total	\$391,771	\$1,188,152	\$-	\$-	\$-	\$-	\$1,579,923
Expenditures							
Design	\$136,498	\$33,310	\$-	\$-	\$-	\$-	\$169,808
Construction	255,273	1,154,842	-	-	-	-	1,410,115
Total	\$391,771	\$1,188,152	\$-	\$-	\$-	\$-	\$1,579,923

Addison Road/Westgrove Drive Water Main Replacement

DESCRIPTION

This project consists of replacing a 6-inch water main with an 8-inch polyvinyl chloride (PVC) pipe at the northeast intersection of Addison Road and Westgrove Drive. This water line exceeds the maximum allowable velocity at 1,000 gallons per minute.

JUSTIFICATION

In 2017, the Town completed a comprehensive Water Distribution System Assessment that included a Capital Improvements Program (CIP) that made recommendations for the replacement of and improvements to water lines, as well as other water quality improvements.

PHASE

The project is currently in the planning phase.

STATUS

This project is anticipated to be completed in FY2028.

Addison Road/ Westgrove Drive Water Main Replacement	Project to Date	Est 2024	2025	2026	2027	2028	Project Total
Funding							
Bond Funds	\$-	\$-	\$-	\$-	\$-	\$964,300	\$964,300
Cash Reserves	-	-	-	-	-	69,000	69,000
Total	\$-	\$-	\$-	\$-	\$-	\$1,033,300	\$1,033,300
Expenditures							
Design	\$-	\$-	\$-	\$-	\$-	\$144,645	\$144,645
Construction	-	-	-	-	-	819,655	819,655
Right of Way	-	-	-	-	-	69,000	69,000
Total	\$-	\$-	\$-	\$-	\$-	\$1,033,300	\$1,033,300

Excel Parkway/Addison Road Water Main Upsizing

DESCRIPTION

This project consists of upsizing an 8-inch polyvinyl chloride (PVC) pipe with 12-inch PVC pipe from Excel Telecommunications Service Center to Addison Road. This water line exceeds the maximum allowable velocity at 1,000 gallons per minute.

JUSTIFICATION

In 2017, the Town completed a comprehensive Water Distribution System Assessment that included a Capital Improvements Program (CIP) that made recommendations for the replacement of and improvements to water lines, as well as other water quality improvements.

PHASE

The project is currently in the planning phase.

STATUS

This project is anticipated to be completed in FY2028.

Excel Parkway/ Addison Road Water Main Upsizing	Project to Date	Est 2024	2025	2026	2027	2028	Project Total
Funding							
Bond Funds	\$-	\$-	\$-	\$-	\$-	\$254,500	\$254,500
Cash Reserves	-	-	-	-	-	14,000	14,000
Total	\$-	\$-	\$-	\$-	\$-	\$268,500	\$268,500
Expenditures							
Design	\$-	\$-	\$-	\$-	\$-	\$38,175	\$38,175
Construction	-	-	-	-	-	216,325	216,325
Right of Way	-	-	-	-	-	14,000	14,000
Total	\$-	\$-	\$-	\$-	\$-	\$268,500	\$268,500

New Water Main Loop - Excel Parkway / Addison Road

DESCRIPTION

This project consists of new 8-inch polyvinyl chloride (PVC) water main loop from Excel Telecommunications Service Center to Addison Road. This would eliminate water in the area exceeding the maximum allowable age.

JUSTIFICATION

In 2017, the Town completed a comprehensive Water Distribution System Assessment that included a Capital Improvements Program (CIP) that made recommendations for the replacement of and improvements to water lines, as well as other water quality improvements.

PHASE

The project is currently in the planning phase.

STATUS

This project is anticipated to be completed in FY2028.

New Water Main Loop - Excel Parkway / Addison Road	Project to Date	Est 2024	2025	2026	2027	2028	Project Total
Funding							
Bond Funds	\$-	\$-	\$-	\$-	\$-	\$463,000	\$463,000
Cash Reserves	-	-	-	-	-	32,000	32,000
Total	\$-	\$-	\$-	\$-	\$-	\$495,000	\$495,000
Expenditures							
Design	\$-	\$-	\$-	\$-	\$-	\$69,450	\$69,450
Construction	-	-	-	-	-	393,550	393,550
Right of Way	-	-	-	-	-	32,000	32,000
Total	\$-	\$-	\$-	\$-	\$-	\$495,000	\$495,000

Beltway Drive/Belt Line Road Water Main Replacement

DESCRIPTION

This project includes replacing an 8-inch cast iron (CI) water main installed in 1973 with an 8-inch polyvinyl chloride (PVC) pipe along the intersection of Beltway Drive and Belt Line Road. This water main exceeds the maximum allowable head loss.

JUSTIFICATION

In 2017, the Town completed a comprehensive Water Distribution System Assessment that included a Capital Improvements Program (CIP) that made recommendations for the replacement of and improvements to water lines, as well as other water quality improvements.

PHASE

The project is currently in the planning phase.

STATUS

This project is anticipated to be completed in FY2027.

Beltway Drive/Belt Line Road Water Main Replacement	Project to Date	Est 2024	2025	2026	2027	2028	Project Total
Funding							
Bond Funds	\$-	\$-	\$-	\$561,900	\$500,000	\$-	\$1,061,900
Cash Reserves	-	-	-	79,000	-	-	79,000
Total	\$-	\$-	\$-	\$640,900	\$500,000	\$-	\$1,140,900
Expenditures							
Design	\$-	\$-	\$-	\$159,285	\$-	\$-	\$159,285
Construction	-	-	-	402,615	500,000	-	902,615
Right of Way	-	-	-	79,000	-	-	79,000
Total	\$-	\$-	\$-	\$640,900	\$500,000	\$-	\$1,140,900

Sydney Drive/Marsh Lane Water Main Upsizing

DESCRIPTION

This project includes upsizing a 6-inch polyvinyl chloride (PVC) pipe installed in 1976 with an 8-inch PVC pipe at the intersection of Sydney Drive and Marsh Lane. This water line exceeds the maximum allowable velocity at 1,000 gallons per minute.

JUSTIFICATION

In 2017, the Town completed a comprehensive Water Distribution System Assessment that included a Capital Improvements Program (CIP) that made recommendations for the replacement of and improvements to water lines, as well as other water quality improvements.

PHASE

The project is currently in the planning phase.

STATUS

This project is anticipated to be completed in FY2027.

Sydney Drive/ Marsh Lane Water Main Upsizing	Project to Date	Est 2024	2025	2026	2027	2028	Project Total
Funding							
Bond Funds	\$-	\$-	\$-	\$591,700	\$400,000	\$-	\$991,700
Cash Reserves	-	-	-	76,000	-	-	76,000
Total	\$-	\$-	\$-	\$667,700	\$400,000	\$-	\$1,067,700
Expenditures							
Design	\$-	\$-	\$-	\$148,755	\$-	\$-	\$148,755
Construction	-	-	-	442,945	400,000	-	842,945
Right of Way	-	-	-	76,000	-	-	76,000
Total	\$-	\$-	\$-	\$667,700	\$400,000	\$-	\$1,067,700

Excel Parkway/Addison Road Sewer Improvements

DESCRIPTION

This project is to replace 479 linear feet of 8-inch pipe; clean repair, seal and grout one 48-inch manhole; and repair ring, cover, and chimney of one 48-inch manhole.

JUSTIFICATION

The 2017 Sanitary Sewer System Evaluation identified sewer infrastructure that is in need of replacement or rehabilitation. Projects were prioritized using a comprehensive sewer model and based on the consequence of failure, and the risk of failure.

PHASE

The project is currently in the planning phase.

STATUS

This project is anticipated to be completed in FY2028.

Excel Parkway/ Addison Road Sewer Improvements	Project to Date	Est 2024	2025	2026	2027	2028	Project Total
Funding							
Bond Funds	\$-	\$-	\$-	\$-	\$-	\$367,000	\$367,000
Cash Reserves	-	-	-	-	-	23,000	23,000
Total	\$-	\$-	\$-	\$-	\$-	\$390,000	\$390,000
Expenditures							
Design	\$-	\$-	\$-	\$-	\$-	\$55,050	\$55,050
Construction	-	-	-	-	-	311,950	311,950
Right of Way	-	-	-	-	-	23,000	23,000
Total	\$-	\$-	\$-	\$-	\$-	\$390,000	\$390,000

Addison Road/Belt Line Road and Addison Road/Edwin Lewis Drive Sewer Improvements

DESCRIPTION

Replace 579 linear feet of 8-inch pipe; clean repair, seal and grout one 48-inch manhole; and clean, remove roots, repair, and coat two 48-inch manholes.

JUSTIFICATION

The 2017 Sanitary Sewer System Evaluation identified sewer infrastructure that is in need of replacement or rehabilitation. Projects were prioritized using a comprehensive sewer model and based on the consequence of failure, and the risk of failure.

PHASE

The project is currently in the planning phase.

STATUS

This project is anticipated to be completed in FY2028.

Addison Road/ Belt Line Road and Addison Road/Edwin Lewis Drive Sewer Improvements	Project to Date	Est 2024	2025	2026	2027	2028	Project Total
Funding							
Bond Funds	\$-	\$-	\$-	\$-	\$-	\$372,000	\$372,000
Cash Reserves	-	-	-	-	-	28,000	28,000
Total	\$-	\$-	\$-	\$-	\$-	\$400,000	\$400,000
Expenditures							
Design	\$-	\$-	\$-	\$-	\$-	\$55,800	\$55,800
Construction	-	-	-	-	-	316,200	316,200
Right of Way	-	-	-	-	-	28,000	28,000
Total	\$-	\$-	\$-	\$-	\$-	\$400,000	\$400,000

Celestial Pumpstation Pump #3 Replacement

DESCRIPTION

This project consists of the replacement of pump #3 at the Celestial Pumpstation.

JUSTIFICATION

Capital projects have been identified using information from assessments that were done in 2014. These improvements are needed to extend the life of the facilities, pumps, motors, and associated equipment to ensure an adequate supply of water.

PHASE

The project is under construction.

STATUS

This project is anticipated to be completed in FY2024.

Celestial Pumpstation Pump #3 Replacement	Project to Date	Est 2024	2025	2026	2027	2028	Project Total
Funding							
Bond Funds	\$-	\$450,000	\$-	\$-	\$-	\$-	\$450,000
Total	\$-	\$450,000	\$-	\$-	\$-	\$-	\$450,000
Expenditures							
Design	\$-	\$45,000	\$-	\$-	\$-	\$-	\$45,000
Construction	-	\$405,000	-	-	-	-	405,000
Total	\$-	\$450,000	\$-	\$-	\$-	\$-	\$450,000

Celestial Pumpstation Pump #1 Replacement

DESCRIPTION

This project consists of the replacement of pump #1 at the Celestial Pumpstation.

JUSTIFICATION

Capital projects have been identified using information from assessments that were done in 2014. These improvements are needed to extend the life of the facilities, pumps, motors, and associated equipment to ensure an adequate supply of water.

PHASE

The project is under construction.

STATUS

This project is anticipated to be completed in FY2024.

Celestial Pumpstation Pump #1 Replacement	Project to Date	Est 2024	2025	2026	2027	2028	Project Total
Funding							
Bond Funds	\$-	\$450,000	\$-	\$-	\$-	\$-	\$450,000
Total	\$-	\$450,000	\$-	\$-	\$-	\$-	\$450,000
Expenditures							
Design	\$-	\$41,000	\$-	\$-	\$-	\$-	\$41,000
Construction	-	\$409,000	-	-	-	-	409,000
Total	\$-	\$450,000	\$-	\$-	\$-	\$-	\$450,000

Surveyor Pump Station Electrical Upgrades

DESCRIPTION

This project consists of overhaul of the electrical components that control Surveyor Pump Station.

JUSTIFICATION

The electrical system and Surveyor Pump Station is over forty years old. These electrical components are the highest risk of failure at the pump station. There are no longer parts available for some of the current components and would require significant upgrades if they were to fail.

PHASE

The project is under construction.

STATUS

On January 11, 2022, a design contract was awarded to Kleinfelder, Inc. On March 28, 2023, a construction contract was awarded to Felix Construction Company. Construction is anticipated to be completed in FY2024.

Surveyor Pump Station Electrical Upgrades	Project to Date	Est 2024	2025	2026	2027	2028	Project Total
Funding							
Bond Funds	\$118,819	\$861,181	\$-	\$-	\$-	\$-	\$980,000
Total	\$118,819	\$861,181	\$-	\$-	\$-	\$-	\$980,000
Expenditures							
Design	\$118,819	\$18,280	\$-	\$-	\$-	\$-	\$137,099
Construction	-	842,901	-	-	-	-	842,901
Total	\$118,819	\$861,181	\$-	\$-	\$-	\$-	\$980,000

SCADA and Kellway Electrical Control Panel Upgrades

DESCRIPTION

The project consists of upgrading the SCADA system to new innovative technology for communication between Master Control Cabinets between all of the Utility facilities. Updating the control panel at Kellway Lift Station with Variable frequency drives that will extend the life expectancy of all three pumps and motors while reducing the electrical cost to operate the lift station.

JUSTIFICATION

Increased speed and reliability of SCADA Operations and increased life expectancy of pumps and motors at Kellway Lift Station.

PHASE

The project is under construction.

STATUS

This project is anticipated to be completed in FY2024.

SCADA and Kellway Electrical Control Panel Upgrades	Project to Date	Est 2024	2025	2026	2027	2028	Project Total
Funding							
Bond Funds	\$-	\$430,000	\$-	\$-	\$-	\$-	\$430,000
Total	\$-	\$430,000	\$-	\$-	\$-	\$-	\$430,000
Expenditures							
Design	\$-	\$25,000	\$-	\$-	\$-	\$-	\$25,000
Construction	-	100,000	-	-	-	-	100,000
Equipment	-	305,000	-	-	-	-	305,000
Total	\$-	\$430,000	\$-	\$-	\$-	\$-	\$430,000

AMI Water Meter Modernization

DESCRIPTION

Implement Advanced Metering Infrastructure (AMI) Water Meter Modernization program. AMI would provide our residents with real-time data usage. AMI meters can detect leaks in a system promptly and notify customers, minimizing water loss and higher utility bills. Users will be able to better track their usage by checking their customer portals. Implementing an AMI system requires a significant initial investment in meter infrastructure.

JUSTIFICATION

Will provide an overall better customer experience for utility customers.

PHASE

The project is in the planning phase.

STATUS

This project is anticipated to be completed in FY2025.

AMI Water Meter Modernization	Project to Date	Est 2024	2025	2026	2027	2028	Project Total
Funding							
Bond Funds	\$-	\$-	\$2,200,000	\$-	\$-	\$-	\$2,200,000
Cash Reserves	-	-	950,000	-	-	-	950,000
Total	\$-	\$-	\$3,150,000	\$-	\$-	\$-	\$3,150,000
Expenditures							
Equipment	\$-	\$-	\$3,150,000	\$-	\$-	\$-	\$3,150,000
Total	\$-	\$-	\$3,150,000	\$-	\$-	\$-	\$3,150,000

Celestial Pump Station Bathroom Addition

DESCRIPTION

Add a restroom at Celestial Pump Station to accommodate employee needs.

JUSTIFICATION

Currently only one restroom for the six employees stationed at Celestial Pump Station. Other field employees also utilize these facilities often.

PHASE

The project is in the planning phase.

STATUS

This project is anticipated to be completed in FY2025.

Celestial Pump Station Bathroom Addition	Project to Date	Est 2024	2025	2026	2027	2028	Project Total
Funding							
Cash Reserves	\$-	\$-	\$45,000	\$-	\$-	\$-	\$45,000
Total	\$-	\$-	\$45,000	\$-	\$-	\$-	\$45,000
Expenditures							
Construction	\$-	\$-	\$45,000	\$-	\$-	\$-	\$45,000
Total	\$-	\$-	\$45,000	\$-	\$-	\$-	\$45,000

Addison Circle Tower Driveway

DESCRIPTION

Repave the access road for Addison Circle Tower, replacing the pavers with concrete around the tower and adjacent to the Conference Centre and Theatre.

JUSTIFICATION

Currently has a lot of dips, erosion around the edges of the pavement, and is holding water in areas leading to more paver failures. Currently not suited for the bigger types of vehicles that traverse through this area.

PHASE

The project is in the planning phase.

STATUS

This project is anticipated to be completed in FY2025.

Addison Circle Tower Driveway	Project to Date	Est 2024	2025	2026	2027	2028	Project Total
Funding							
Cash Reserves	-	-	225,000	-	-	-	225,000
Total	\$-	\$-	\$225,000	\$-	\$-	\$-	\$225,000
Expenditures							
Construction	\$-	\$-	\$225,000	\$-	\$-	\$-	\$225,000
Total	\$-	\$-	\$225,000	\$-	\$-	\$-	\$225,000

STORMWATER

Capital Improvements Program



FY2024-25	Actual Prior Years	Estimated 2023-24	Budget 2024-25	Budget 2025-26	Budget 2026-27	Budget 2027-28	Project Total
Funding Sources							
Cash Reserves	\$1,327,427	\$91,931	\$-	\$-	\$-	\$-	\$-
Certificates of Obligation Series 2013	862,878	40,369	-	-	-	-	-
Certificates of Obligation Series 2024	-	-	2,500,000	2,800,000	-	-	-
Total Available Resources	\$2,190,305	\$132,300	\$2,500,000	\$2,800,000	\$-	\$-	\$-

Projects							
Rawhide Creek Basin Drainage and ADA Improvements - Les Lacs Area	\$2,190,305	\$132,300	\$-	\$-	\$-	\$-	\$2,322,605
Keller Springs Reconstruction	-	-	-	2,800,000	-	-	2,800,000
Les Lacs Pond Improvements	-	-	2,500,000	-	-	-	2,500,000
Total	\$2,190,305	\$132,300	\$2,500,000	\$2,800,000	\$-	\$-	\$7,622,605

STORMWATER

Capital Improvements Projects

Rawhide Creek Basin Drainage and ADA Improvements - Les Lacs Area

DESCRIPTION

This project includes the design of drainage improvements along the residential streets of Waterside Court, Waterford Drive, Les Lacs Avenue, Beau Park Lane, and Brookwood Lane. The drainage improvements will follow the trail south from Brookwood Lane and run west along the linear park connecting to the existing storm drain system at Marsh Lane.

JUSTIFICATION

This project was identified in the Storm Drainage System Assessment and Capital Improvement Program prepared for the Town of Addison by Halff Associates in August 2017.

PHASE

The project is complete.

STATUS

A contract for professional engineering services was approved on January 12, 2021. A contract for construction was awarded in October 2022. This project is complete.

Rawhide Creek Basin Drainage and ADA Improvements - Les Lacs Area	Project to Date	Est 2024	2025	2026	2027	2028	Project Total
Funding							
Bond Funds	\$862,878	\$40,369	\$-	\$-	\$-	\$-	\$903,247
Cash Reserves	1,327,427	91,931	-	-	-	-	1,419,358
Total	\$2,190,305	\$132,300	\$-	\$-	\$-	\$-	\$2,322,605
Expenditures							
Design	\$358,787	\$17,983	\$-	\$-	\$-	\$-	\$376,770
Construction	1,831,518	114,317	-	-	-	-	1,945,835
Total	\$2,190,305	\$132,300	\$-	\$-	\$-	\$-	\$2,322,605

AIRPORT

Capital Improvements Program



FY2024-25	Actual Prior Years	Estimated 2023-24	Budget 2024-25	Budget 2025-26	Budget 2026-27	Budget 2027-28	Project Total
Funding Sources							
Cash Reserves	\$1,563,042	\$716,232	\$3,458,000	\$1,307,000	\$112,000	\$-	\$-
TXDOT Grant Funding	632,484	11,082,752	-	108,000	1,008,000	-	-
Bond Funds	-	1,050,000	2,786,000	10,039,000	-	-	-
Total Available Resources	\$2,195,526	\$12,848,984	\$6,244,000	\$11,454,000	\$1,120,000	\$-	\$-
Projects							
Bravo/Golf Taxiway Improvements	\$1,770,288	\$9,607,752	\$-	\$-	\$-	\$-	\$11,378,040
Airport Access & Security Improvements	-	-	-	120,000	1,120,000	-	1,240,000
Runway 15/33 Redesignation & Taxiway Alpha Rejuvenation	14,750	1,560,250	-	-	-	-	1,575,000
Metal Hangar Roof Replacements	-	170,170	-	-	-	-	170,170
Airport Fuel Storage Expansion	89,460	109,340	3,336,000	11,334,000	-	-	14,868,800
Jimmy Doolittle Drive Reconstruction	121,028	565,972	1,000,000	-	-	-	1,687,000
Eastside Airport Service Road Reconstruction	-	500,000	1,483,000	-	-	-	1,983,000
Airport Regulated Garbage Utility Building	-	-	275,000	-	-	-	275,000
West Perimeter Fencing Improvements	-	65,500	-	-	-	-	65,500
Wiley Post Building Improvements	-	120,000	-	-	-	-	120,000
Wiley Post Parking Lot Reconstruction	-	150,000	-	-	-	-	150,000
License Plate Recognition and Optical Camera System Expansion	200,000	-	-	-	-	-	200,000
4533 Glenn Curtiss (U2) Roof Replacement	-	-	150,000	-	-	-	150,000
Total	\$2,195,526	\$12,848,984	\$6,244,000	\$11,454,000	\$1,120,000	\$-	\$33,862,510

Airport Capital Improvements Projects

Bravo/Golf Taxiway Improvements

DESCRIPTION

This project is to extend Taxiway B north from Taxiway F to Taxiway G; extend Taxiway G west from the Runway to Taxiway B; extend Taxiway B south to connect with south end of Runway; construct westside vehicle service road.

JUSTIFICATION

The modification will give access to more than four acres of developable land on the airport westside, improving traffic flow and safety.

PHASE

The project is currently in the construction phase.

STATUS

This project is currently under construction. Construction is anticipated to be completed in FY2024.

Bravo/Golf Taxiway Improvements	Project to Date	Est 2024	2025	2026	2027	2028	Project Total
Funding							
Cash Reserves	\$1,137,804	\$-	\$-	\$-	\$-	\$-	\$1,137,804
Grants	632,484	9,607,752	-	-	-	-	10,240,236
Total	\$1,770,288	\$9,607,752	\$-	\$-	\$-	\$-	\$11,378,040
Expenditures							
Design	\$702,760	\$-	\$-	\$-	\$-	\$-	\$702,760
Construction	1,067,528	9,607,752	-	-	-	-	10,675,280
Total	\$1,770,288	\$9,607,752	\$-	\$-	\$-	\$-	\$11,378,040

Airport Capital Improvements Projects

Airport Access & Security Improvements

DESCRIPTION

This project is phase two of three. This phase of the project will be to implement access and security design plan. The design is anticipated to take place in FY2026 with construction in FY2027.

JUSTIFICATION

To mitigate unauthorized encroachments and airport incursions per FAA standards.

PHASE

The project is currently in the planning phase.

STATUS

This project is anticipated to be completed in FY2027.

Airport Access & Security Improvements	Project to Date	Est 2024	2025	2026	2027	2028	Project Total
Funding							
Cash Reserves	\$-	\$-	\$-	\$12,000	\$112,000	\$-	\$124,000
Grants	-	-	-	108,000	1,008,000	-	1,116,000
Total	\$-	\$-	\$-	\$120,000	\$1,120,000	\$-	\$1,240,000
Expenditures							
Design	\$-	\$-	\$-	\$120,000	\$-	\$-	\$120,000
Construction	-	-	-	-	1,120,000	-	1,120,000
Total	\$-	\$-	\$-	\$120,000	\$1,120,000	\$-	\$1,240,000

Runway 15/33 Redesignation and Taxiway Alpha Rejuvenation

DESCRIPTION

This project is to reassign the runway designations as required by FAA policy and Airport Master Plan, and repair and apply surface coating for extending taxiway useful life on Alpha Taxiway.

JUSTIFICATION

Due to shift in magnetic north, airport runway designations are required to be reassigned periodically pursuant to FAA policy (see FAA Order 8260, 19E), and to extend the useful life of the airport infrastructure.

PHASE

The project is currently in construction phase.

STATUS

This project is currently being constructed and is anticipated to be completed in FY2024.

Runway 15/33 Redesignation and Taxiway Alpha Rejuvenation	Project to Date	Est 2024	2025	2026	2027	2028	Project Total
Funding							
Cash Reserves	\$14,750	\$85,250	\$-	\$-	\$-	\$-	\$100,000
Grants	-	1,475,000	-	-	-	-	1,475,000
Total	\$14,750	\$1,560,250	\$-	\$-	\$-	\$-	\$1,575,000
Expenditures							
Construction	\$14,750	\$1,560,250	\$-	\$-	\$-	\$-	\$1,575,000
Total	\$14,750	\$1,560,250	\$-	\$-	\$-	\$-	\$1,575,000

Metal Hangar Roof Replacements

DESCRIPTION

This project includes the restoration and overlay of the metal hangar roofs at the city-owned aeronautical facilities located at 4581 Claire Chennault Drive and 4551 Glenn Curtiss Drive at Addison Airport. This is a full roof restoration using an overlay roof solution. These restored roofs will be safer, more efficient, and will carry a 15-year 'no dollar limit' warranty.

JUSTIFICATION

These facilities generate significant revenue for the airport and are likely to continue to do so for the foreseeable future. The roofs are deteriorating and need to be replaced to protect and maintain the value of the assets.

PHASE

The project is currently in the construction phase.

STATUS

This project is anticipated to be completed in 2024.

Metal Hangar Roof Replacements	Project to Date	Est 2024	2025	2026	2027	2028	Project Total
Funding							
Cash Reserves	\$-	\$170,170	\$-	\$-	\$-	\$-	\$170,170
Total	\$-	\$170,170	\$-	\$-	\$-	\$-	\$170,170
Expenditures							
Construction	\$-	\$170,170	\$-	\$-	\$-	\$-	\$170,170
Total	\$-	\$170,170	\$-	\$-	\$-	\$-	\$170,170

Airport Fuel Storage Expansion

DESCRIPTION

This project will construct improvements to the existing Airport Bulk Fuel Storage Facility (Fuel Farm) and a second fuel storage facility to expand the airport's aviation fuel storage capacity to meet growing demand. The project will include installation of automobile gasoline and diesel tanks at both locations, with fuel dispensing pumps, to serve the needs of the Town's fleet vehicles and to enable removal of the existing underground storage tanks currently serving that purpose.

JUSTIFICATION

Fuel volumes have increased significantly in recent years and with more than 200,000 sf of additional hangar space either actively under construction or planned, fuel volumes are expected to increase further when these hangars are completed and occupied. Additional fuel storage volume will help the airports FBOs to better manage inventory and supply disruptions. In addition, the facility will generate new revenue from fuel tank leasing.

PHASE

The project is currently in the engineering design phase.

STATUS

Design is anticipated to be completed in early FY2025 and construction completed in FY2026. Approximately, \$2.8 million of the cash funded portion of this project will be reimbursed by proceeds from the Bipartisan Infrastructure Law.

Bulk Fuel Storage Design	Project to Date	Est 2024	2025	2026	2027	2028	Project Total
Funding							
Cash Reserves	\$89,460	\$109,340	\$2,000,000	\$1,295,000	\$-	\$-	\$3,493,800
Bonds	-	-	1,336,000	10,039,000	-	-	11,375,000
Total	\$89,460	\$109,340	\$3,336,000	\$11,334,000	\$-	\$-	\$14,868,800
Expenditures							
Design	\$89,460	\$109,340	\$1,336,000	\$-	\$-	\$-	\$1,534,800
Construction	-	-	2,000,000	11,334,000	-	-	13,334,000
Total	\$89,460	\$109,340	\$3,336,000	\$11,334,000	\$-	\$-	\$14,868,800

Jimmy Doolittle Drive Reconstruction

DESCRIPTION

Jimmy Doolittle Drive is an airport-owned access street that serves as the landside access route for the new U.S. Customs and Airport Administration building. The street is in failed condition. This project is to completely reconstruct the street, adding underground storm drainage, curbs, and a sidewalk while bringing the roadway up to city standards.

JUSTIFICATION

The airport, as authorized and directed by City Council, constructed the new U.S. Customs and Airport Administration building including the aircraft parking ramp and associated infrastructure. The landside access to the facility is in completely unacceptable condition. A preliminary design and cost estimates have been provided by Garver. This proposal does not include placing electrical utilities underground.

PHASE

The project is currently in the engineering phase.

STATUS

This project is anticipated to begin in FY2024.

Jimmy Doolittle Drive Reconstruction	Project to Date	Est 2024	2025	2026	2027	2028	Project Total
Funding							
Cash Reserves	\$121,028	\$15,972	\$-	\$-	\$-	\$-	\$137,000
Bonds	-	550,000	1,000,000	-	-	-	1,550,000
Total	\$121,028	\$565,972	\$1,000,000	\$-	\$-	\$-	\$1,687,000
Expenditures							
Design	\$121,028	\$15,972	\$-	\$-	\$-	\$-	\$137,000
Construction	-	550,000	1,000,000	-	-	-	1,550,000
Total	\$121,028	\$565,972	\$1,000,000	\$-	\$-	\$-	\$1,687,000

Eastside Airport Service Road Reconstruction

DESCRIPTION

The eastside airport vehicle service road serves fuel truck and other airside vehicle traffic. It was constructed in 2001 and designed for 3,000-gallon fuel trucks. For several years now, it has been used by 5,000-gallon fuel trucks, with failures resulting in multiple locations. Several areas will be reconstructed through Developer Participation Agreements (DPAs) in conjunction with tenant construction projects. This project will address the remaining road sections not covered by DPAs.

JUSTIFICATION

Deteriorated roads are producing FOD (foreign objects / debris) that is hazardous to aircraft. In addition, the failed sections are extremely hard on vehicles and not at all in keeping with Addison standards.

PHASE

The project is currently in the engineering phase.

STATUS

This project is anticipated to begin in FY2024 and be completed in FY2025. The cash funded portion of this project will be reimbursed by proceeds from the Bipartisan Infrastructure Law.

Eastside Airport Service Road Reconstruction	Project to Date	Est 2024	2025	2026	2027	2028	Project Total
Funding							
Cash Reserves	\$-	\$-	\$1,033,000	\$-	\$-	\$-	\$1,033,000
Bonds	-	500,000	450,000	-	-	-	950,000
Total	\$-	\$500,000	\$1,483,000	\$-	\$-	\$-	\$1,983,000
Expenditures							
Design	\$-	\$133,000	\$-	\$-	\$-	\$-	\$133,000
Construction	-	367,000	1,483,000	-	-	-	1,850,000
Total	\$-	\$500,000	\$1,483,000	\$-	\$-	\$-	\$1,983,000

Airport Regulated Garbage Utility Building

DESCRIPTION

The Regulated Garbage (RG) utility building was part of the original scope of the U.S. Customs and Airport Administration building project. When bids came in higher than anticipated, the RG building was cut from the scope as a cost-saving measure, with the intent that it would be constructed at a later date. This proposed project is to construct the utility building that will handle RG processing and disposal, including housing the autoclave that the airport has acquired for that purpose (sterilization of RG). The proposed facility will also include a pet relief station for international arrivals, plus airside parking for airport vehicles.

JUSTIFICATION

Since Customs and Border Protection (CBP) started operating from the new facility, international operations have increased and the airport has assumed a greater role in the handling of Regulated Garbage (RG) from international flights. Construction of this utility building for RG handling will facilitate co-location of all RG handling and processing at the CBP facility. The autoclave has already reduced costs by eliminating the need to transport RG to DFW Airport for disposal; however, it is housed in the Airport Maintenance facility, which still requires transport of RG from the Customs facility. Having everything in one place will reduce risk of spills or mishaps involving RG.

PHASE

The project is currently in the planning phase.

STATUS

This project is anticipated to be completed in FY2025.

Airport Regulated Garbage Utility Building	Project to Date	Est 2024	2025	2026	2027	2028	Project Total
Funding							
Cash Reserves	\$-	\$-	\$275,000	\$-	\$-	\$-	\$275,000
Total	\$-	\$-	\$275,000	\$-	\$-	\$-	\$275,000
Expenditures							
Design	\$-	\$-	\$75,000	\$-	\$-	\$-	\$75,000
Construction	-	-	200,000	-	-	-	200,000
Total	\$-	\$-	\$275,000	\$-	\$-	\$-	\$275,000

West Perimeter Fencing Improvements

DESCRIPTION

The project entails construction/reconstruction of airfield perimeter fencing in three areas on the west side of the airport: (1) by the Johnson Electric property, where the existing fence intrudes on airport property; (2) by the plastics plant, where the existing fence is substandard and also encroaches on airport property; and (3) at the north end of Dooley Road, to complete an area that was partially reconstructed last year.

JUSTIFICATION

Perimeter fencing is required to maintain safety of the airport operations area, including exclusion of potentially hazardous wildlife. The airport has replaced sections of perimeter fencing over the course of many years, as funding is available, as part of a long-term ongoing project to bring the perimeter fencing to acceptable standards. These areas are among the few sub-standard sections remaining to be replaced/upgraded.

PHASE

The project is currently under construction.

STATUS

This project is anticipated to be completed in FY2024.

West Perimeter Fencing Improvements	Project to Date	Est 2024	2025	2026	2027	2028	Project Total
Funding							
Cash Reserves	\$-	\$65,500	\$-	\$-	\$-	\$-	\$65,500
Total	\$-	\$65,500	\$-	\$-	\$-	\$-	\$65,500
Expenditures							
Construction	\$-	\$65,500	\$-	\$-	\$-	\$-	\$65,500
Total	\$-	\$65,500	\$-	\$-	\$-	\$-	\$65,500

Wiley Post Building Improvements

DESCRIPTION

The airport acquired the property at 4308-4310 Wiley Post in 2013-2014. The property includes office space which is rented to both aeronautical and non-aeronautical users. Both the interior and exterior of the building are in need of major repairs and renovations to maintain the value of the property and sustain the rental income received through leasing office space in the facility. Exterior work needed includes stucco and soffit repairs and painting.

JUSTIFICATION

The 4308-4310 Wiley Post building brings in ~\$90k annually in lease income; it is also used to house the Airport Maintenance staff and equipment. It is anticipated that the building will continue in this role for at least five years before a likely demolition and redevelopment. Until the airport is ready to redevelop the property, it needs to be maintained in good repair and condition in accordance with the asset management plan.

PHASE

The project is currently in the construction phase.

STATUS

This project is anticipated to be completed in FY2024.

Wiley Post Building Improvements	Project to Date	Est 2024	2025	2026	2027	2028	Project Total
Funding							
Cash Reserves	\$-	\$120,000	\$-	\$-	\$-	\$-	\$120,000
Total	\$-	\$120,000	\$-	\$-	\$-	\$-	\$120,000
Expenditures							
Construction	\$-	\$120,000	\$-	\$-	\$-	\$-	\$120,000
Total	\$-	\$120,000	\$-	\$-	\$-	\$-	\$120,000

Wiley Post Parking Lot Reconstruction

DESCRIPTION

The airport acquired the property at 4308-4310 Wiley Post in 2013-2014. The property includes office space which is rented to both aeronautical and non-aeronautical users. The facility is served by an asphalt parking lot of nearly 3,000 square yards. The parking lot is in very poor condition and needs to be replaced. This proposed project is to reconstruct the asphalt parking lot serving the 4308-4310 Wiley Post property.

JUSTIFICATION

The parking lot serving the Wiley Post property is failing and needs to be replaced. It is used by airport tenants who lease space in the building as well as by airport maintenance staff. The property needs to be maintained in good repair and condition in accordance with the Town's Asset Management Plan.

PHASE

The project is currently in the construction phase.

STATUS

This project is anticipated to be completed in FY2024.

Wiley Post Parking Lot Reconstruction	Project to Date	Est 2024	2025	2026	2027	2028	Project Total
Funding							
Cash Reserves	\$-	\$150,000	\$-	\$-	\$-	\$-	\$150,000
Total	\$-	\$150,000	\$-	\$-	\$-	\$-	\$150,000
Expenditures							
Construction	\$-	\$150,000	\$-	\$-	\$-	\$-	\$150,000
Total	\$-	\$150,000	\$-	\$-	\$-	\$-	\$150,000

Airport Capital Improvements Projects

4533 Glenn Curtiss (U2) Roof Replacement

DESCRIPTION

Complete roof overlay with single-ply hail rated membrane system for 20,000 SF city-owned jet hangar/office building.

JUSTIFICATION

City acquired property in 2014, first constructed in 1976. Original roof is metal R-panels. Approximately \$10K spent at time of acquisition to extend the useful life of roof additional 10+/- years per PCA Report.

PHASE

The project is currently in the planning phase.


STATUS

This project is anticipated to be completed in FY2025.

4533 Glenn Curtiss (U2) Roof Replacement	Project to Date	Est 2024	2025	2026	2027	2028	Project Total
Funding							
Cash Reserves	\$-	\$-	\$150,000	\$-	\$-	\$-	\$150,000
Total	\$-	\$-	\$150,000	\$-	\$-	\$-	\$150,000
Expenditures							
Construction	\$-	\$-	\$150,000	\$-	\$-	\$-	\$150,000
Total	\$-	\$-	\$150,000	\$-	\$-	\$-	\$150,000

AGGREGATE

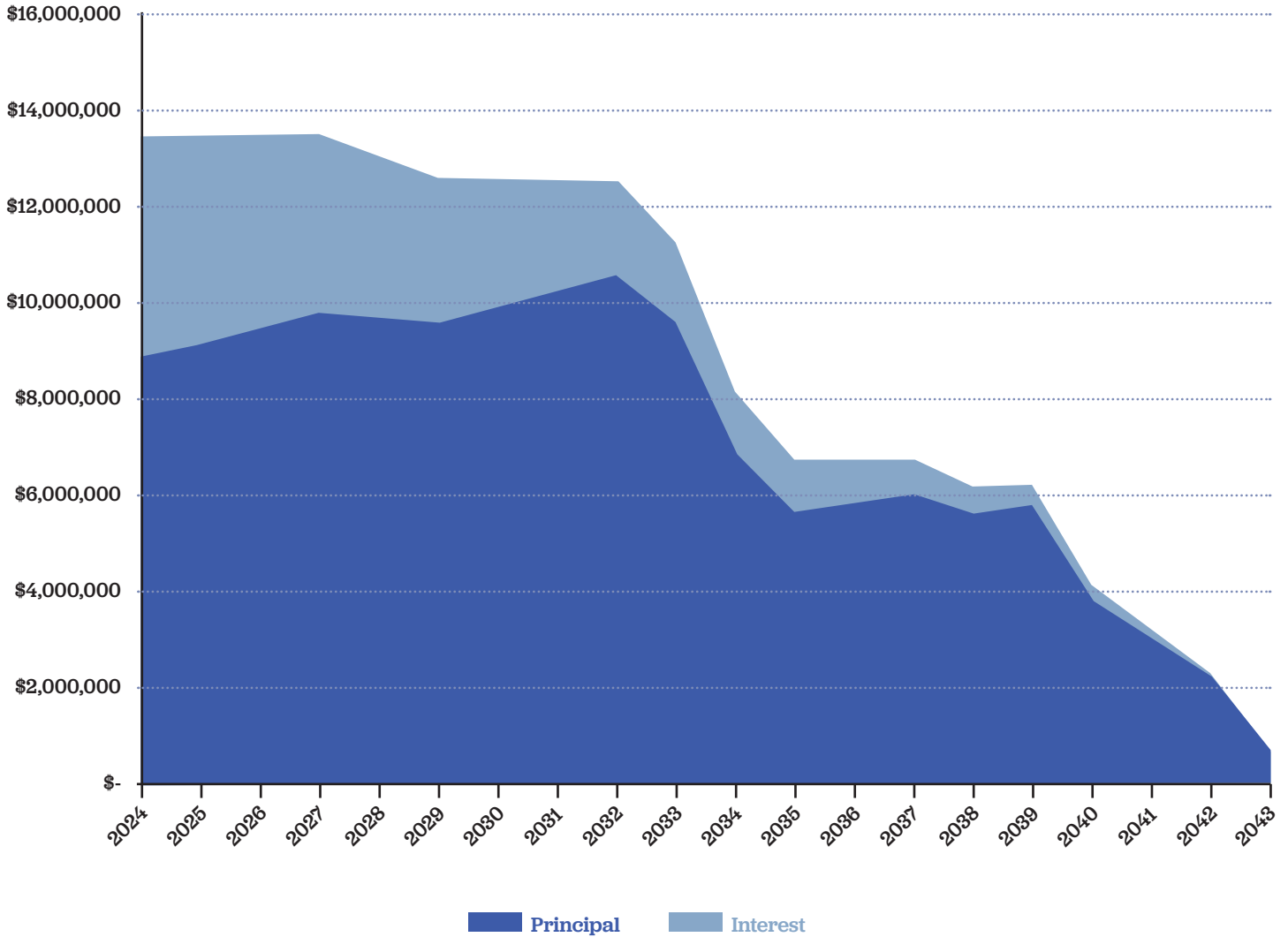
Debt Service



General Obligation Debt Outstanding As of September 30, 2023

<u>Period Ending</u>	<u>Principal</u>	<u>Interest</u>	<u>Debt Service</u>
09/30/2024	8,875,000	4,576,414.20	13,451,414.20
09/30/2025	9,145,000	4,326,446.28	13,471,446.28
09/30/2026	9,465,000	4,030,146.28	13,495,146.28
09/30/2027	9,785,000	3,709,631.91	13,494,631.91
09/30/2028	9,665,000	3,368,093.79	13,033,093.79
09/30/2029	9,585,000	3,016,179.42	12,601,179.42
09/30/2030	9,940,000	2,662,713.80	12,602,713.80
09/30/2031	10,250,000	2,308,405.67	12,558,405.67
09/30/2032	10,565,000	1,953,490.66	12,518,490.66
09/30/2033	9,605,000	1,601,038.78	11,206,038.78
09/30/2034	6,905,000	1,306,606.28	8,211,606.28
09/30/2035	5,645,000	1,101,262.53	6,746,262.53
09/30/2036	5,810,000	931,050.03	6,741,050.03
09/30/2037	5,980,000	758,065.65	6,738,065.65
09/30/2038	5,600,000	586,300.02	6,186,300.02
09/30/2039	5,780,000	415,006.27	6,195,006.27
09/30/2040	3,850,000	270,575.01	4,120,575.01
09/30/2041	3,085,000	162,943.75	3,247,943.75
09/30/2042	2,240,000	69,606.25	2,309,606.25
09/30/2043	670,000	13,400.00	683,400.00
TOTAL	142,445,000	37,167,376.58	179,612,376.58

All Outstanding General Obligation Debt



Provided by Hilltop Securities

Public Finance Department

All Outstanding General Obligation Debt

As of September 30, 2023

(000's)

	\$4,865,000 General Obligation Bonds Series 2023		\$4,355,000 Combination Tax & Revenue Certificates of Obligation Series 2023		\$10,140,000 General Obligation Bonds Series 2022	
Year Ending September 30	Principal	Coupon	Principal	Coupon	Principal	Coupon
2024	160	5.000%	145	5.000%	350	3.000%
2025	155	5.000%	140	5.000%	360	3.000%
2026	165	5.000%	145	5.000%	370	3.000%
2027	175	5.000%	155	5.000%	380	3.000%
2028	180	5.000%	160	5.000%	400	5.000%
2029	190	5.000%	170	5.000%	420	5.000%
2030	200	5.000%	180	5.000%	440	5.000%
2031	210	5.000%	190	5.000%	465	5.000%
2032	220	5.000%	195	5.000%	485	5.000%
2033	235	5.000%	210	5.000%	510	5.000%
2034	245	5.000%	220	5.000%	540	5.000%
2035	255	4.000%	230	5.000%	560	3.125%
2036	270	4.000%	240	4.000%	580	3.250%
2037	280	4.000%	250	4.000%	595	3.250%
2038	290	4.000%	260	4.000%	615	3.500%
2039	300	4.000%	270	4.000%	640	3.500%
2040	315	4.000%	280	4.000%	665	3.625%
2041	325	4.000%	295	4.000%	685	3.750%
2042	340	4.000%	305	4.000%	715	3.750%
2043	355	4.000%	315	4.000%		
TOTALS	4,865		4,355		9,775	

Next Call	02/15/2033 @ Par		02/15/2033 @ Par		02/15/2032 @ Par	
Dated Date	8/1/2023		8/1/2023		8/1/2022	
Coupon Dates	February 15	August 15	February 15	August 15	February 15	August 15
Maturity Dates	February 15		February 15		February 15	
Insurer	N/A		N/A		N/A	
Arbitrage Yield	3.6549%		3.6549%		3.2247%	
Paying Agent	BOKF		BOKF		BOKF	
Purpose	New Money		New Money		New Money	

— Non-Callable

— Callable

Provided by Hilltop Securities, Public Finance Department

All Outstanding General Obligation Debt
As of September 30, 2023
(000's)

Year Ending September 30	\$12,495,000 Combination Tax & Revenue Certificates of Obligation Series 2022		\$8,670,000 General Obligation Refunding Bonds Series 2022		\$14,850,000 General Obligation Bonds Series 2021	
	Principal	Coupon	Principal	Coupon	Principal	Coupon
2024	415	4.000%	760	4.000%	540	4.000%
2025	430	4.000%	785	4.000%	570	4.000%
2026	450	5.000%	815	2.000%	590	5.000%
2027	475	5.000%	845	4.000%	620	5.000%
2028	495	5.000%	400	4.000%	650	5.000%
2029	525	5.000%	420	4.000%	685	5.000%
2030	550	5.000%	440	4.000%	725	5.000%
2031	580	5.000%	455	3.000%	750	3.000%
2032	605	5.000%	465	3.000%	775	3.000%
2033	635	4.000%	480	3.000%	800	3.000%
2034	660	4.000%	495	3.000%	820	3.000%
2035	690	4.000%	515	3.000%	845	2.000%
2036	715	3.375%	525	3.000%	860	2.000%
2037	740	3.375%	545	3.000%	875	2.000%
2038	765	3.500%			895	2.000%
2039	790	3.500%			920	2.000%
2040	820	3.625%			935	2.125%
2041	850	3.625%			930	2.125%
2042	880	3.750%				
2043						
TOTALS	12,070		7,945		13,785	

Next Call	02/15/2032 @ Par		02/15/2031 @ Par		08/15/2030 @ Par	
Dated Date	8/1/2022		1/1/2022		8/1/2021	
Coupon Dates	February 15	August 15	February 15	August 15	February 15	August 15
Maturity Dates	February 15		February 15		February 15	
Insurer	N/A		N/A		N/A	
Arbitrage Yield	3.2247%		1.3196%		1.6527%	
Paying Agent	BOKF		The Bank of New York		The Bank of New York	
Purpose	New Money		Refunding		New Money	

— Non-Callable

— Callable

Provided by Hilltop Securities, Public Finance Department

All Outstanding General Obligation Debt
As of September 30, 2023
(000's)

	\$10,960,000 General Obligation Refunding Bonds Taxable Series 2021		\$13,635,000 General Obligation Bonds Series 2020		\$13,205,000 General Obligation Refunding Bonds Taxable Series 2020	
Year Ending September 30	Principal	Coupon	Principal	Coupon	Principal	Coupon
2024	995	1.000%	550	4.000%	1,225	0.400%
2025	1,005	1.000%	575	4.000%	1,240	1.000%
2026	1,025	1.000%	600	4.000%	1,250	1.000%
2027	1,035	1.000%	620	4.000%	1,260	0.850%
2028	1,040	1.150%	655	5.000%	1,275	1.000%
2029	1,065	1.400%	685	5.000%	1,285	1.150%
2030	1,070	1.500%	720	4.000%	1,300	1.200%
2031	1,090	1.600%	690	4.000%	1,320	1.350%
2032	1,100	1.700%	715	2.000%	1,335	1.450%
2033	1,130	1.800%	725	2.000%		
2034			740	2.000%		
2035			760	2.000%		
2036			770	2.000%		
2037			785	2.000%		
2038			800	2.000%		
2039			820	2.000%		
2040			835	2.000%		
2041						
2042						
2043						
TOTALS	10,555		12,045		11,490	

Next Call	08/15/2030 @ Par		08/15/2029 @ Par		08/15/2029 @ Par	
Dated Date	8/1/2021		8/1/2020		8/1/2020	
Coupon Dates	February 15	August 15	February 15	August 15	February 15	August 15
Maturity Dates	February 15		February 15		February 15	
Insurer	N/A		N/A		N/A	
Arbitrage Yield	Taxable		1.0974%		Taxable	
Paying Agent	The Bank of New York		The Bank of New York		The Bank of New York	
Purpose	Refunding		New Money		Refunding	

— Non-Callable

— Callable

Provided by Hilltop Securities, Public Finance Department

All Outstanding General Obligation Debt
As of September 30, 2023
(000's)

	\$16,220,000 Combination Tax & Revenue Certificates of Obligation Series 2019		\$13,115,000 Combination Tax & Revenue Certificates of Obligation Series 2018		\$23,560,000 General Obligation Refunding Bonds Series 2016	
Year Ending September 30	Principal	Coupon	Principal	Coupon	Principal	Coupon
2024	690	4.000%	525	3.000%	1,550	4.000%
2025	720	4.000%	540	3.000%	1,615	4.000%
2026	750	4.000%	560	4.000%	1,695	5.000%
2027	775	3.000%	580	4.000%	1,775	5.000%
2028	800	3.000%	610	5.000%	1,865	5.000%
2029	825	3.000%	645	5.000%	1,485	5.000%
2030	850	3.000%	670	4.000%	1,565	5.000%
2031	875	3.000%	700	4.000%	1,645	5.000%
2032	900	3.000%	725	4.000%	1,715	5.000%
2033	930	3.000%	755	4.000%	1,810	5.000%
2034	955	3.000%	785	3.250%		
2035	985	3.000%	805	3.250%		
2036	1,015	3.000%	835	3.375%		
2037	1,045	3.000%	865	3.375%		
2038	1,080	3.000%	895	3.500%		
2039	1,110	3.000%	930	3.625%		
2040						
2041						
2042						
2043						
TOTALS	14,305		11,425		16,720	

Next Call	02/15/2028 @ Par		02/15/2028 @ Par		2/15/2026 @ Par	
Dated Date	9/1/2019		12/1/2018		5/1/2016	
Coupon Dates	February 15	August 15	February 15	August 15	February 15	August 15
Maturity Dates	February 15		February 15		February 15	
Insurer	N/A		N/A		N/A	
Arbitrage Yield	1.9185%		3.1342%		1.8580%	
Paying Agent	The Bank of New York		The Bank of New York		The Bank of New York	
Purpose	New Money		New Money		Refunding	

— Non-Callable

— Callable

Provided by Hilltop Securities, Public Finance Department

All Outstanding General Obligation Debt

As of September 30, 2023

(000's)

	\$7,565,000 Combination Tax & Revenue Certificates of Obligation Series 2014		\$12,000,000 General Obligation Bonds Tax Exempt Series 2014			
Year Ending September 30	Principal	Coupon	Principal	Coupon	Principal	Coupon
2024	370	3.000%	600	3.000%		
2025	385	3.000%	625	3.000%		
2026	400	3.000%	650	3.000%		
2027	415	3.125%	675	3.000%		
2028	430	3.250%	705	3.250%		
2029	450	3.375%	735	3.375%		
2030	470	3.500%	760	3.375%		
2031	485	3.625%	795	3.500%		
2032	505	4.000%	825	3.625%		
2033	525	4.000%	860	3.750%		
2034	550	4.000%	895	3.750%		
2035						
2036						
2037						
2038						
2039						
2040						
2041						
2042						
2043						
TOTALS	4,985		8,125			

Next Call	2/15/2024 @ Par		2/15/2024 @ Par		
Dated Date	2/15/2014		2/15/2014		
Coupon Dates	February 15	August 15	February 15	August 15	
Maturity Dates	February 15		February 15		
Insurer	N/A		N/A		
Arbitrage Yield	3.1920%		3.1920%		
Paying Agent	The Bank of New York		The Bank of New York		
Purpose	New Money		New Money		

— Non-Callable

— Callable

Provided by Hilltop Securities, Public Finance Department