



Addison Police Department

Statistical Review and Annual Report

2017

Online Resources for Citizens

How can citizens see what crimes are happening and where?

<https://communitycrimemap.com>

- Very similar to Google Maps, this website plots a variety of crimes on a map so citizens can see what offenses are occurring in surrounding neighborhoods, in prospective towns, or across the United States.

What specific tools are available to use on this website?

- Date Range: Select a time frame of data (works best for 1 year or less).
- Event: Choose which offenses (Burglary, Vandalism, etc) to view.
- Offenders: See where Sexual Offenders reside.
- Density Map: Plot "Heat Maps" (areas of high and low concentration of offenses).
- Agency Layers: Pick which police agencies' offenses/offenders to view or ignore.



Town websites and Facebook profiles:

www.addisontx.net

www.facebook.com/townofaddison/

www.facebook.com/townofaddisonpolicedepartment/

www.facebook.com/townofaddisonanimalcontrol/

Uniform Crime Reporting (UCR)

Part 1 Offenses

	Offenses Reported	Offenses Cleared	Clearance Rate (2017)	Clearance Rate (2016)
MURDER	0	0	N/A	100%
RAPE	22	14	64%	67%
ROBBERY	16	10	63%	25%
AGGRAVATED ASSAULT	56	47	84%	78%
BURGLARY	111	9	8%	8%
LARCENY-THEFT	585	80	14%	21%
MOTOR VEHICLE THEFT	96	24	25%	11%
TOTAL	866	184	21%	23%

UCR Part 1 Offenses:

The Uniform Crime Reporting, or UCR, program was started by the FBI in an effort to develop a uniform system of reporting police crime statistics across the nation based on population.

Part 1 Crimes are classified by specific guidelines breaking down major crimes into seven categories; murder, rape, robbery, aggravated assault, burglary, larceny-theft, and motor vehicle theft.

These seven major crimes provide a standardized reporting system for the crime rates throughout the United States.

2017 Major Crime

UCR - Crimes Against Property

COMMERICAL BURGLARIES

- Unlawful entry of a business (non-residential) building with the intent to commit a felony or theft
- 60 offenses occurred

RESIDENTIAL BURGLARIES

- Unlawful entry of an apartment, hotel room, or house with the intent to commit a felony or theft
- 51 offenses occurred

BURGLARY OF MOTOR VEHICLES

- Unlawful entry of a motor vehicle with the intent to commit a felony or theft
- 245 offenses occurred

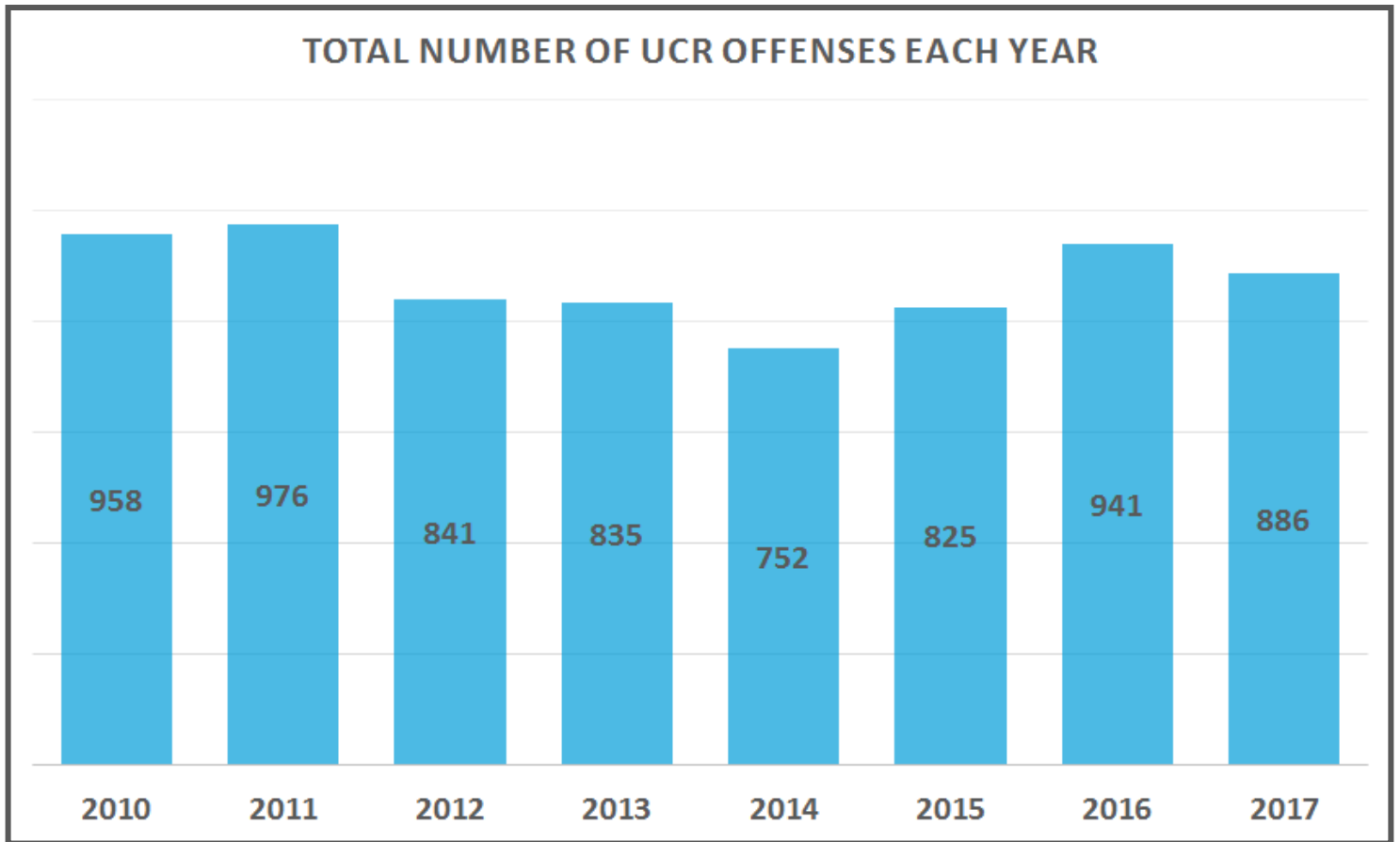
THEFT OF MOTOR VEHICLES

- The theft or attempted theft of a motor vehicle
- 96 offenses occurred

ALL OTHER THEFT

- Attempting to or successfully taking property through deception, fraud, or other nonviolent methods
- 340 offenses occurred

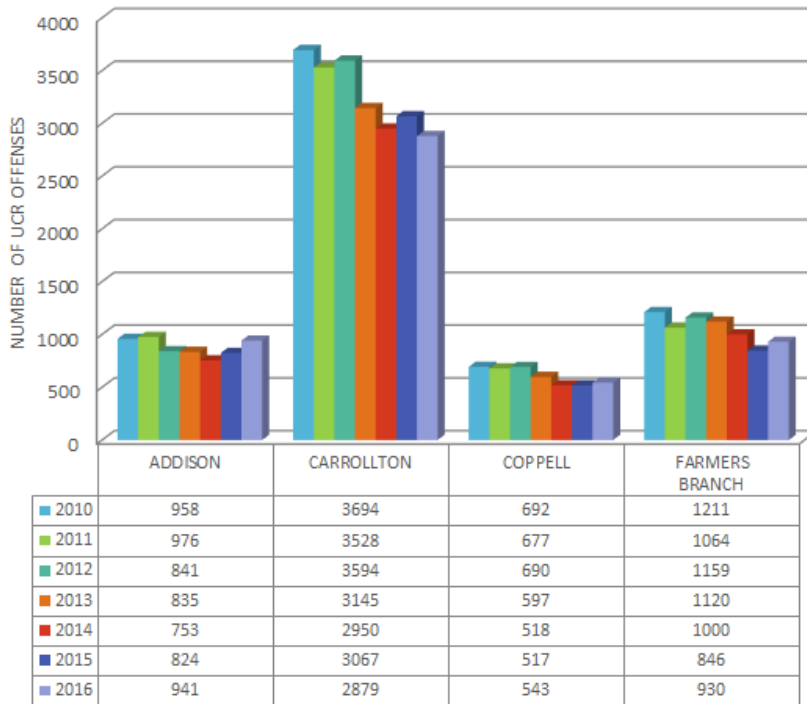
Addison's UCR History



	2010	2011	2012	2013	2014	2015	2016	2017
MURDER	1	0	0	1	0	0	1	0
RAPE	7	10	5	4	7	10	12	22
ROBBERY	19	18	16	11	15	13	28	16
AGGRAVATED ASSAULT	69	50	51	35	44	42	60	56
BURGLARY	105	117	84	129	83	104	100	111
LARCENY	651	676	613	593	541	574	650	585
AUTO THEFT	106	105	72	62	62	82	90	96
TOTAL	958	976	841	835	752	825	941	886

UCR Crimes and Clearance Rates

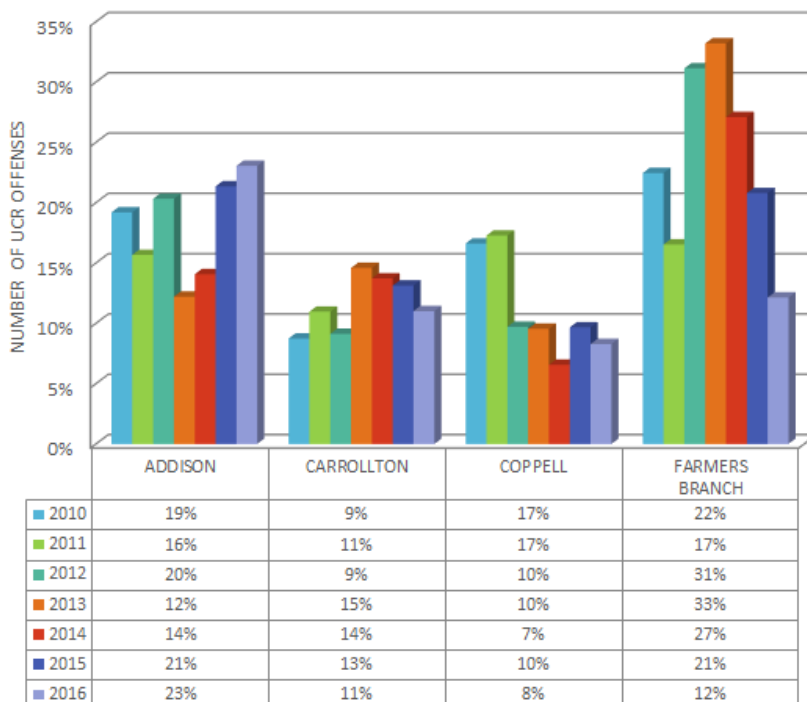
**UCR Total Number of Offenses
Comparison by City**



What do the Metrocrest's crime and clearance rates look like over the years?

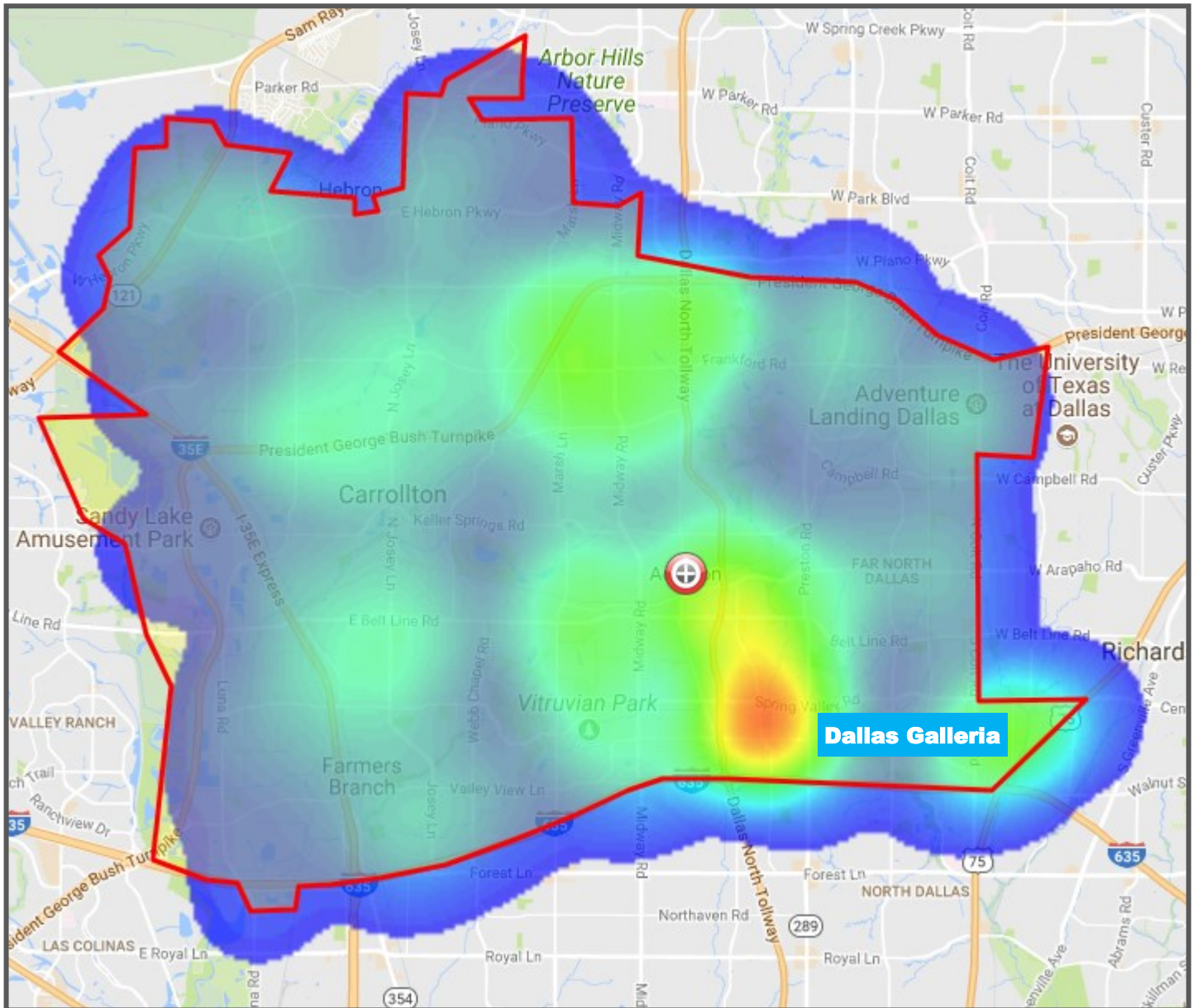
- **Carrollton** has the highest number of UCR crimes committed, followed by Addison and Farmers Branch. Coppell has the lowest number.
- **Addison** has the highest percentage of UCR crimes cleared by detectives; Farmers Branch and Carrollton follow. Coppell has the lowest number.
- **For 2016, Addison has the highest clearance rate and the second most crimes.**

**UCR Percentage Clearances
Comparison by City**



2017 Major Crime

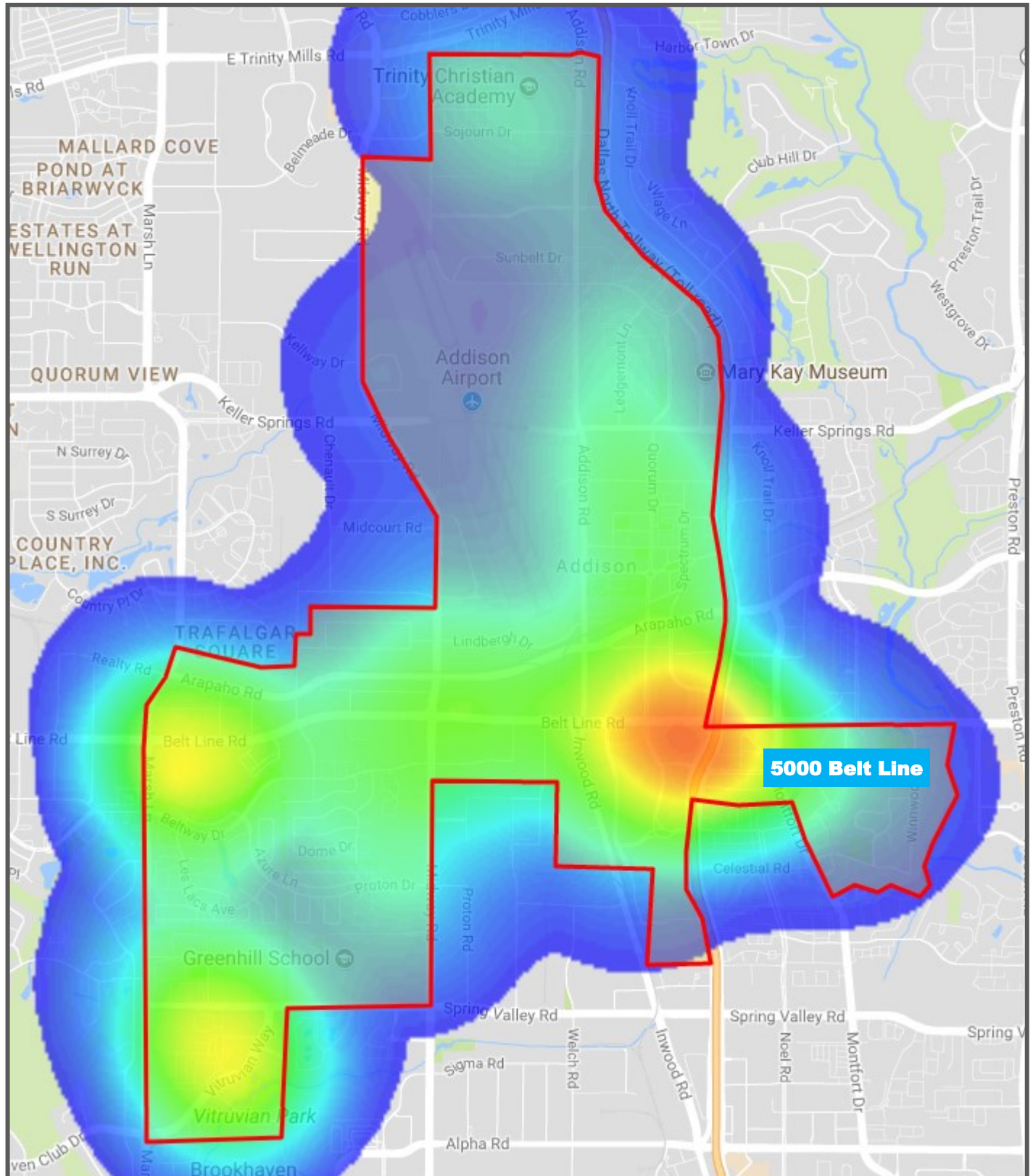
Where Are Area-Wide UCR Crimes Happening?



Map includes Addison, Carrollton, Farmers Branch, and
Far North Dallas (north of 635, west of 75)

Hotspots include the Dallas Galleria (property crimes)
and along major highways and tollways. This is likely
due to a higher population density in those areas.

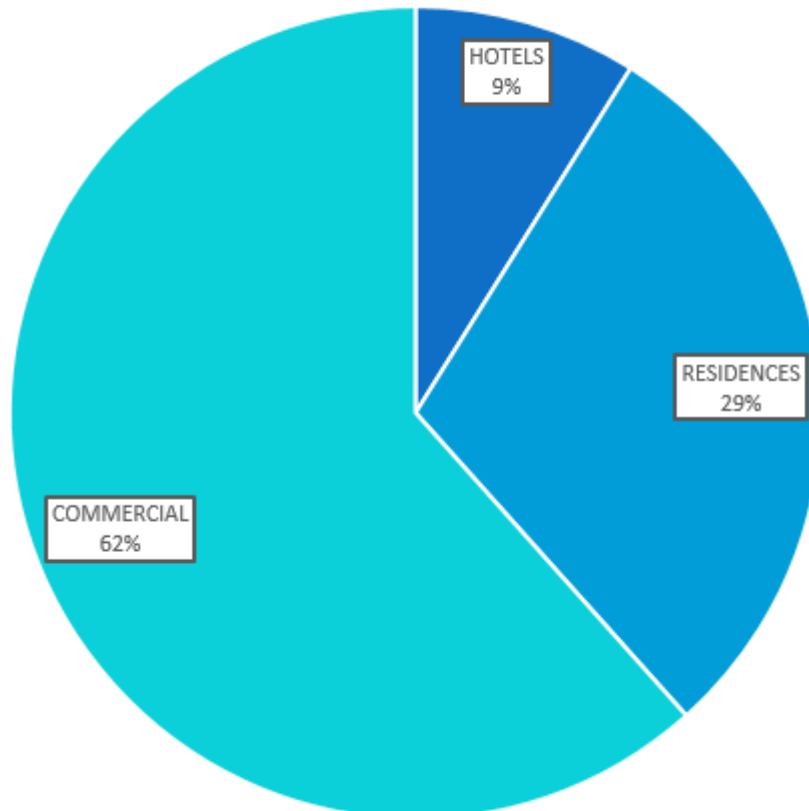
Where Are Addison UCR Crimes Happening?



Calls for Service Locations

Residential VS Commercial

Commercial areas include business streets, intersections, parking lots, and uninhabited areas.

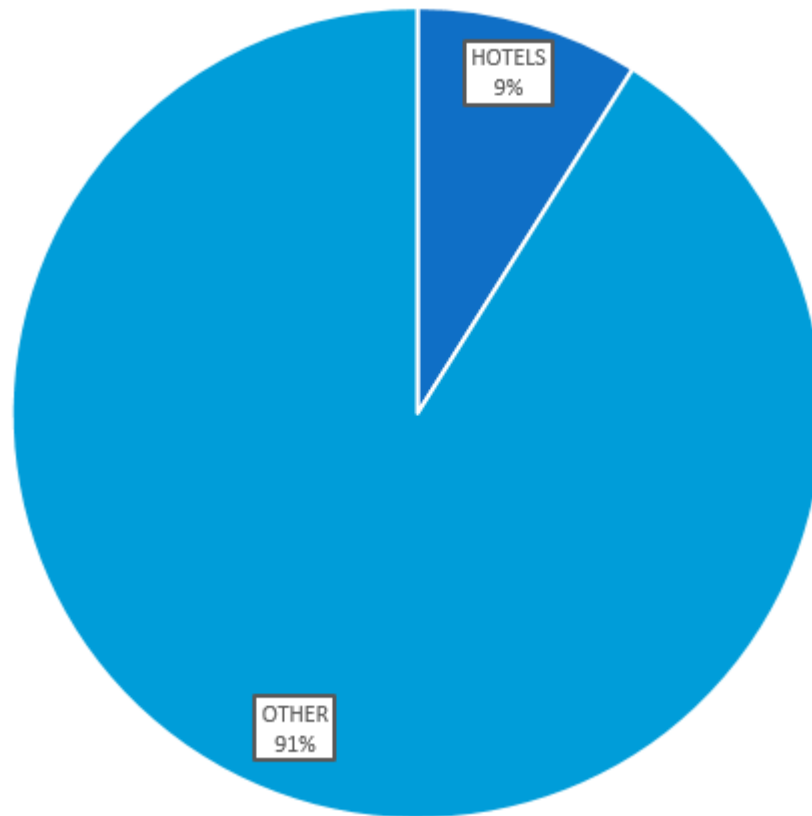


Residential areas include apartments, houses, neighborhood streets, and apartment parking lots.

	2016	2017
COMMERCIAL	54%	62%
RESIDENTIAL	37%	29%
HOTELS	9%	9%

Calls for Service Locations

Hotels VS All Other Calls



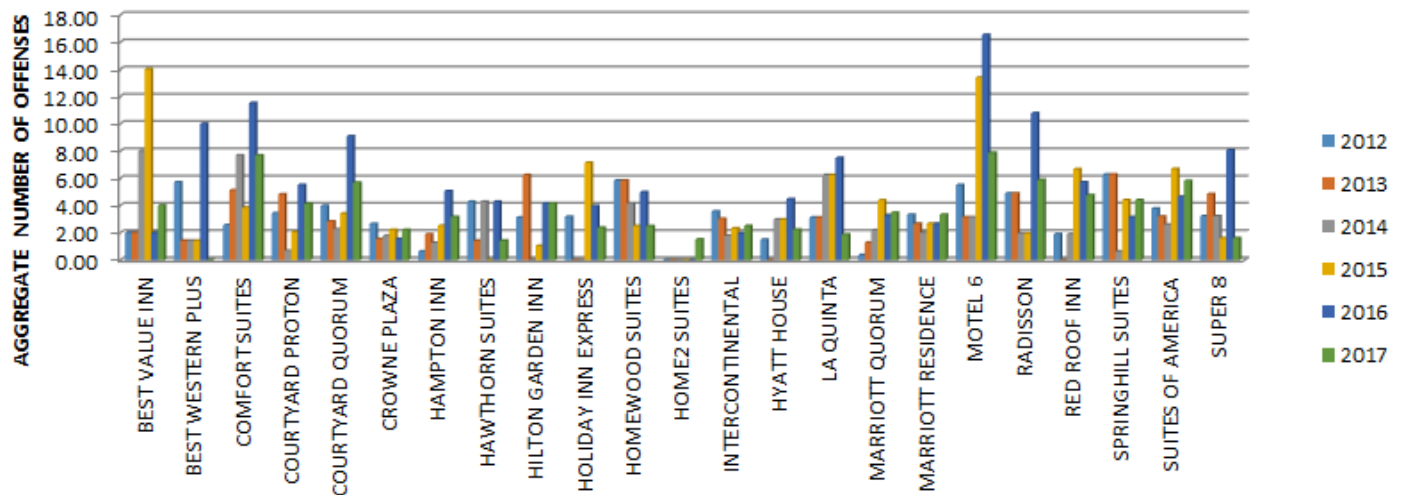
Breakdown of Hotels Statistics

- 23 hotels
- 4121 rooms
- Approximately 2 people per room
- At 100% occupancy: around **8,200** people staying in hotels
- At 60% occupancy: around **4,900** people staying in hotels
- Addison's resident population is around 16,000 people
- **9% of calls from service originate from up to one third of Addison's total bedroom population**

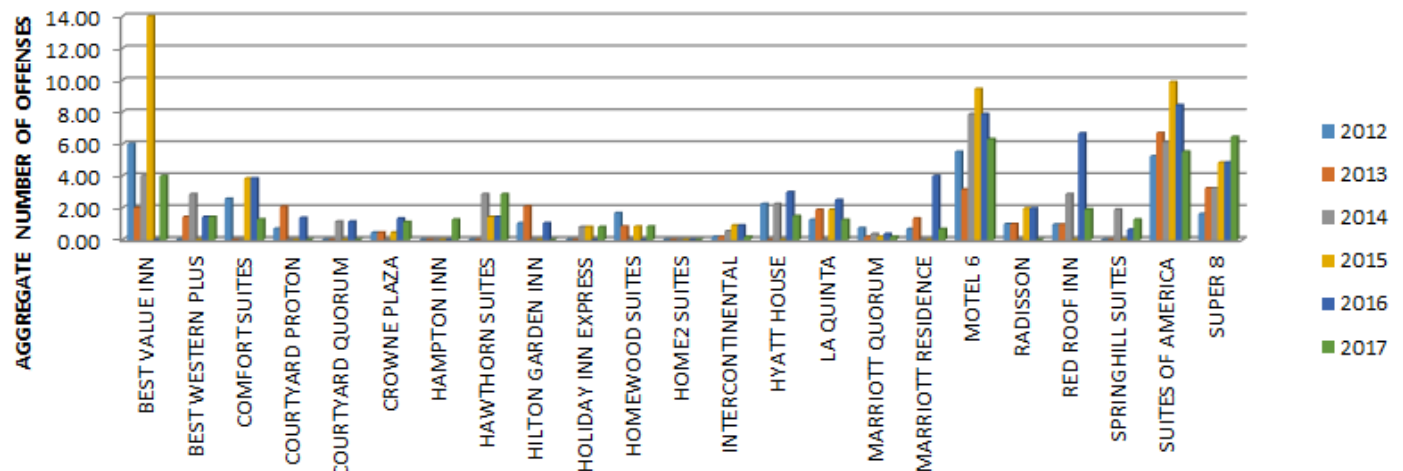
Calls for Service Locations

Comparison of Addison Hotels

CRIMES AGAINST PROPERTY PER 100 ROOMS



CRIMES AGAINST PERSONS PER 100 ROOMS



Adjusted for number of rooms per hotel...

- **Most crimes against property:** Motel 6, Comfort Suites, Suites of America
- **Most crimes against persons:** Super 8, Motel 6, and Suites of America

Regarding 2017 data only

Addison Police Department

Patrol & CID

PATROL

Officers made
1734 arrests

TRAFFIC

Officers issued
2778 citations
and gave
2811 warnings

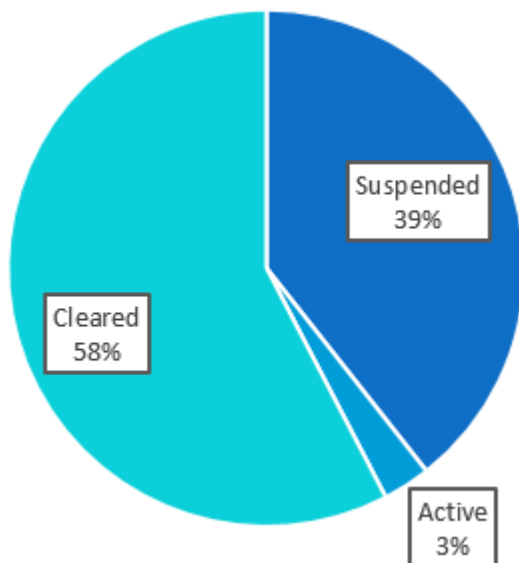
What were the most common calls for service?

Alarm Burglary	13%
Disturbance Minor of Peace	12%
Suspicious Activity	9%
Contact Complainant	8%
Private Tow or Repossession	7%
Minor Accident	7%
Welfare Concern Check	4%
911 Hang Up	4%

What was the average caseload for a detective?

Average number of cases <u>assigned</u> per day:	15.1 cases/day
Average number of cases <u>closed</u> per day:	8.7 cases/day

Case Disposition



CID STAFFING

9 detectives handle an
average of **424** cases each
in **252** working days

CID CASELOAD

3817 cases assigned
2200 cases cleared
1503 cases suspended
114 cases active

Addison PD On Patrol:

Dispatched Calls and Self-Initiated Activity

	Total Time 2017	Total Time 2016	Avg Time / Call 2017	Avg Time / Call 2016
DISPATCHED CALLS	4066 Hours	3891 Hours	19:16 Minutes	20:03 Minutes
SELF-INITIATED ACTIVITY	6765 Hours	5822 Hours	10:14 Minutes	13:25 Minutes
TOTAL	10831 Hours	9713 Hours	13:37 Minutes	15:28 Minutes

What sorts of 911 and non-emergency calls are officers dispatched to?

- Burglary Alarms (Business and Home)
- Welfare Checks
- Traffic Hazards
- Drug Investigations
- Car Accidents
- Minor/Major Disturbances
- Loitering and Trespassing Offenses
- 911 Hang-ups

What sorts of self-initiated activity do officers markout on?

- Alcohol Offenses
- Community Policing Assignments
- Park Checks
- Suspicious Activity
- Vacation Patrols
- Traffic Stops
- Motorist Assists
- Warrant Service

Patrol and Criminal Investigation Division Highlights

On March 2, patrol officers discovered a no-bond parole violation warrant issued for one male after performing a computer check of his vehicle.

Two handguns, over 450 grams of methamphetamine, Xanax, marijuana, and \$2,229.00 in cash were seized from the vehicle and federal charges were filed.



A routine patrol of a hotel parking lot on October 12 led to an extensive fraud investigation by officers and detectives.

After finding a stolen vehicle with narcotics and a handgun in plain view, a search warrant was written for a related hotel room.

Dozens of pieces of identifying information and forged documents were recovered.

Early in the morning on April 25, a citizen noticed two males pulling on car door handles in a local parking garage. One male was immediately detained but the second male took off running.

An extended foot pursuit led Addison and Dallas officers to a wooded area where the second male was found hiding. He was placed under arrest for Evading.

Officers continued to search the parking garage and found a third male pulling on more handles. He was immediately detained.

A recovered knife and sunglasses were returned to a local resident by officers, who called the resident to let him know about his vehicle being burglarized.



Officers working on patrol on May 25 made a traffic stop on a vehicle for expired registration. An investigation began after signs of narcotics use in the vehicle were observed.

Three handguns, over 100 grams of methamphetamine, heroin, cocaine, and \$2,331 were seized from the vehicle.

Community Outreach Events And Programs



Coffee with a Cop
Santa's Heroes Toy Drive
DWI Taskforce Press Conference
Addison Police Department Tours
Educational Seminars

Welcome Back to School
Child Safety Seat Installation and Inspection
Halloween Trunk-or-Treat
Addison Citizens Assisting Police (ACAP)
Community Crime Watch



Annual Fire and Police Open House
George Herbert Walker Bush Elementary School
High-Five Line
Neighborhood Watch Meetings
Women's Self Defense



Animal Control — A Year in Review

Approximately...

An Animal Control Officer patrols Addison looking for loose or stray animals, takes care of sheltered dogs and cats, and responds to calls for animal services.

Typical calls include:

- Animal bites
- Common pet questions
- Cruelty and abuse offenses
- Vicious or dangerous animals
- Injured animals
- Barking dogs
- Loose animals
- Stray animals
- Dead animal removal



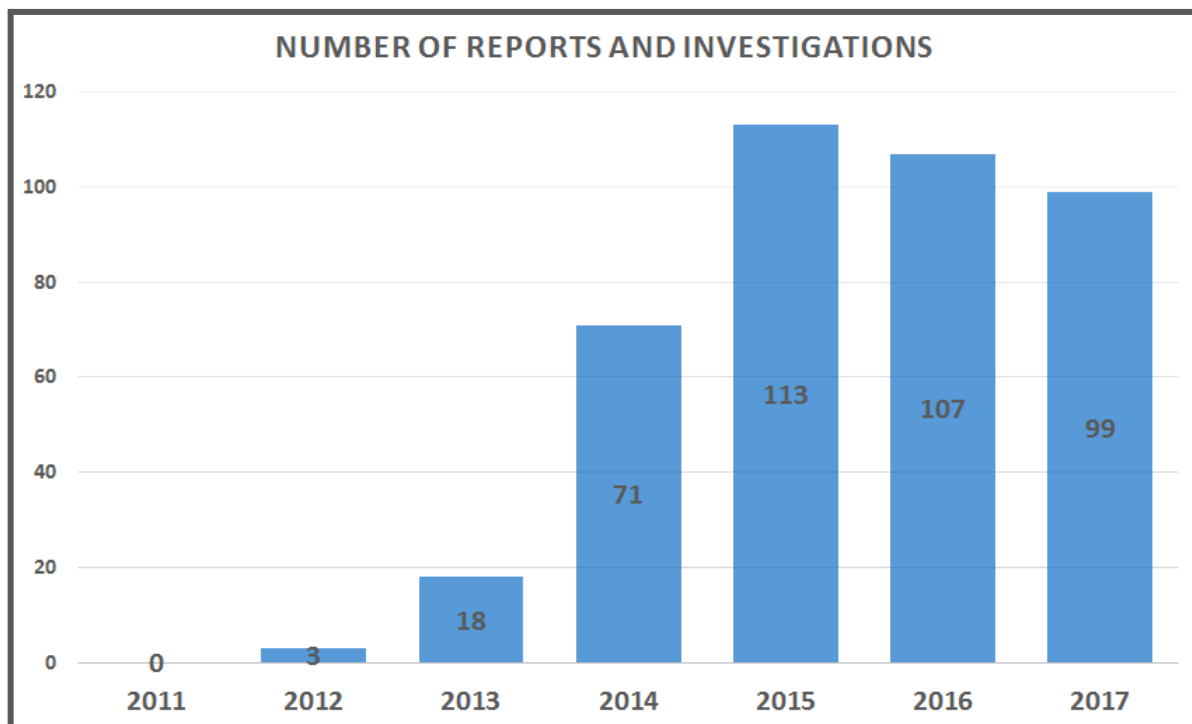
152 Pets Sheltered

126 Pets Adopted

279 Calls for
Service Answered

120 Pets Registered

99 Reports and
Investigations Completed



Don't forget to register your pets every year!

Goals and Objectives 2018

Award and implement a new Records Management System.

**Explore new technology to enhance crime mitigation strategies
in our residential and business districts.**

**Continue to work with Town management and the community to
be visible, transparent, and proactive in our delivery
of effective public safety services.**

**Initiate conversations regarding the increase in the
homeless population in Addison.**

Increase mental health and crisis response training for our officers.

**Continue to leverage partnership with the cities of Carrollton,
Coppell, and Farmers Branch to be more effective and efficient.**

