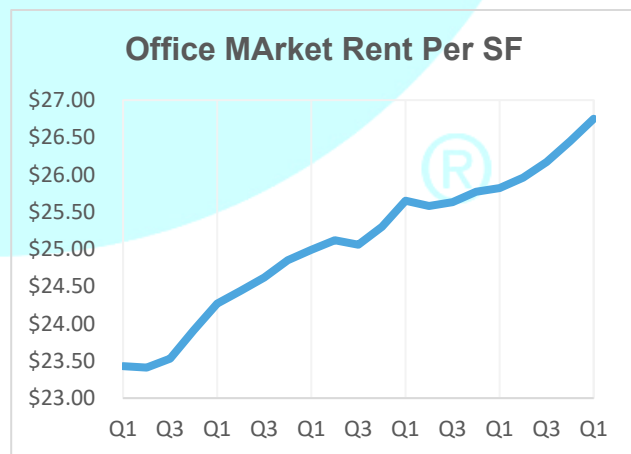
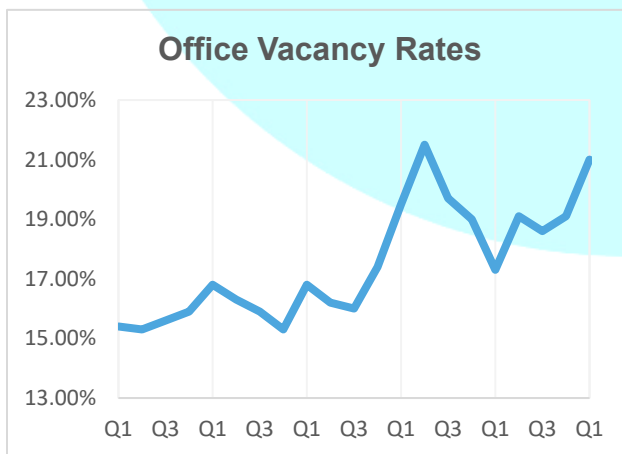
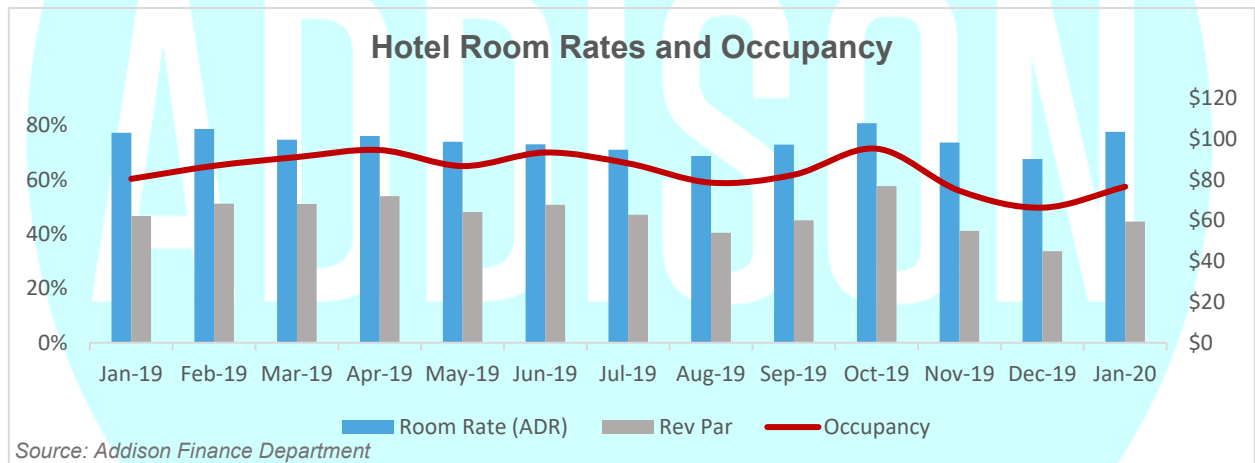
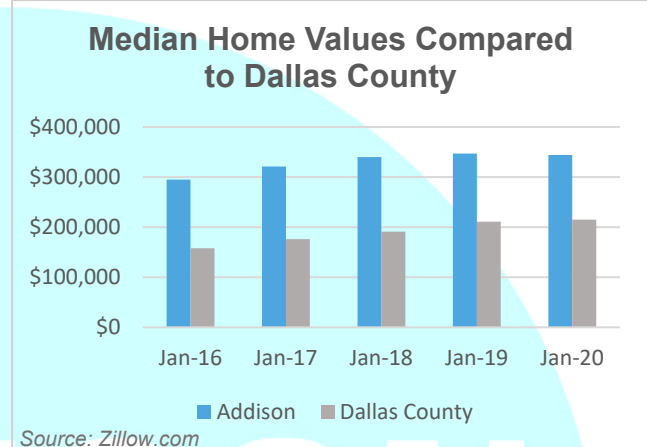
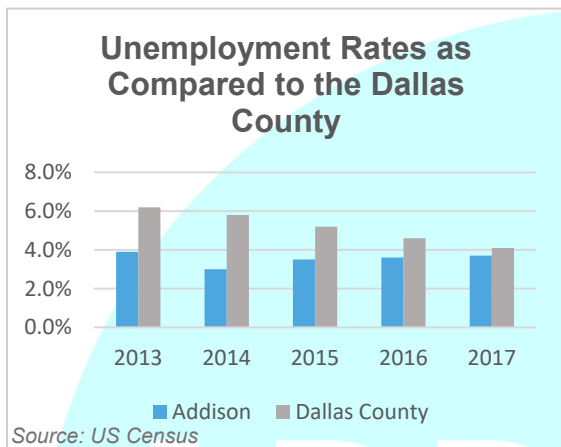
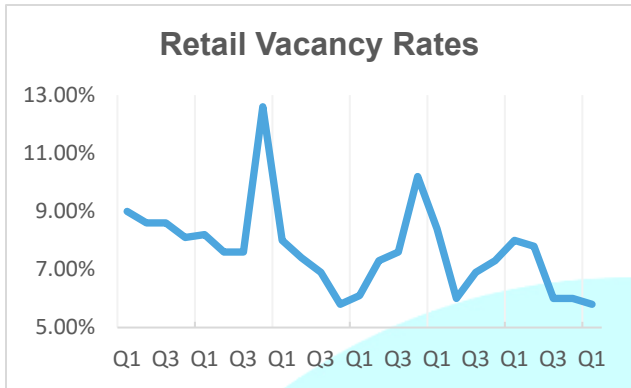




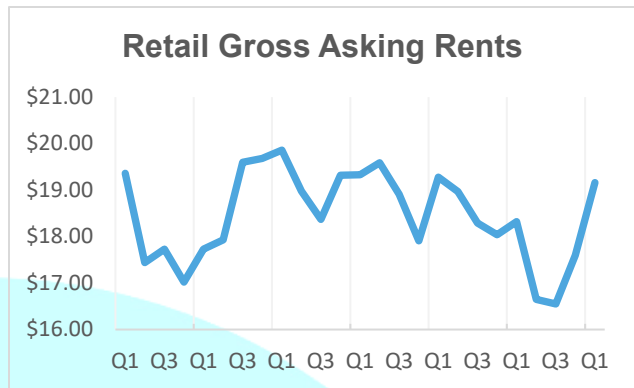
Addison Economic Pulse

January 2020

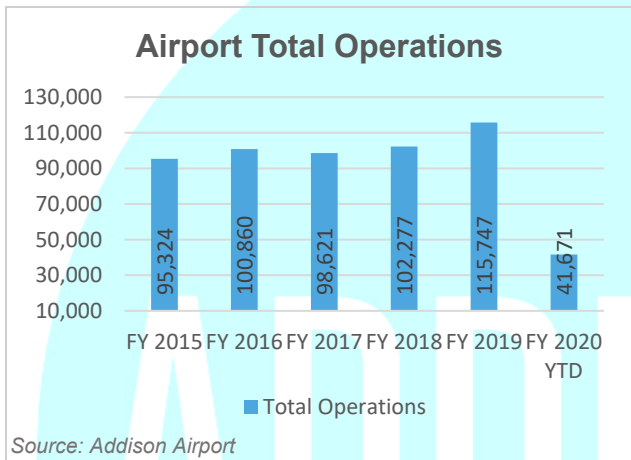




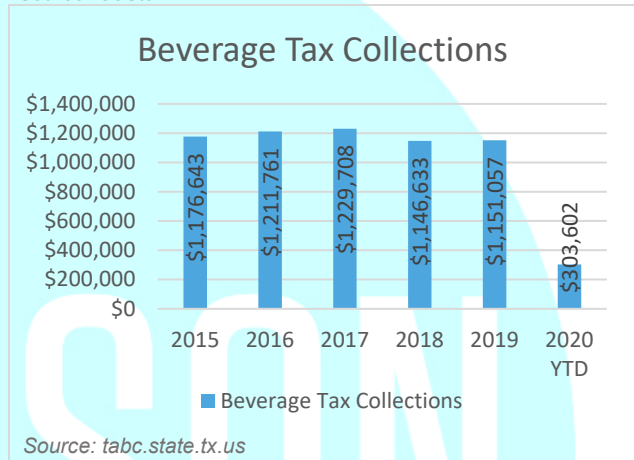
Source: CoStar



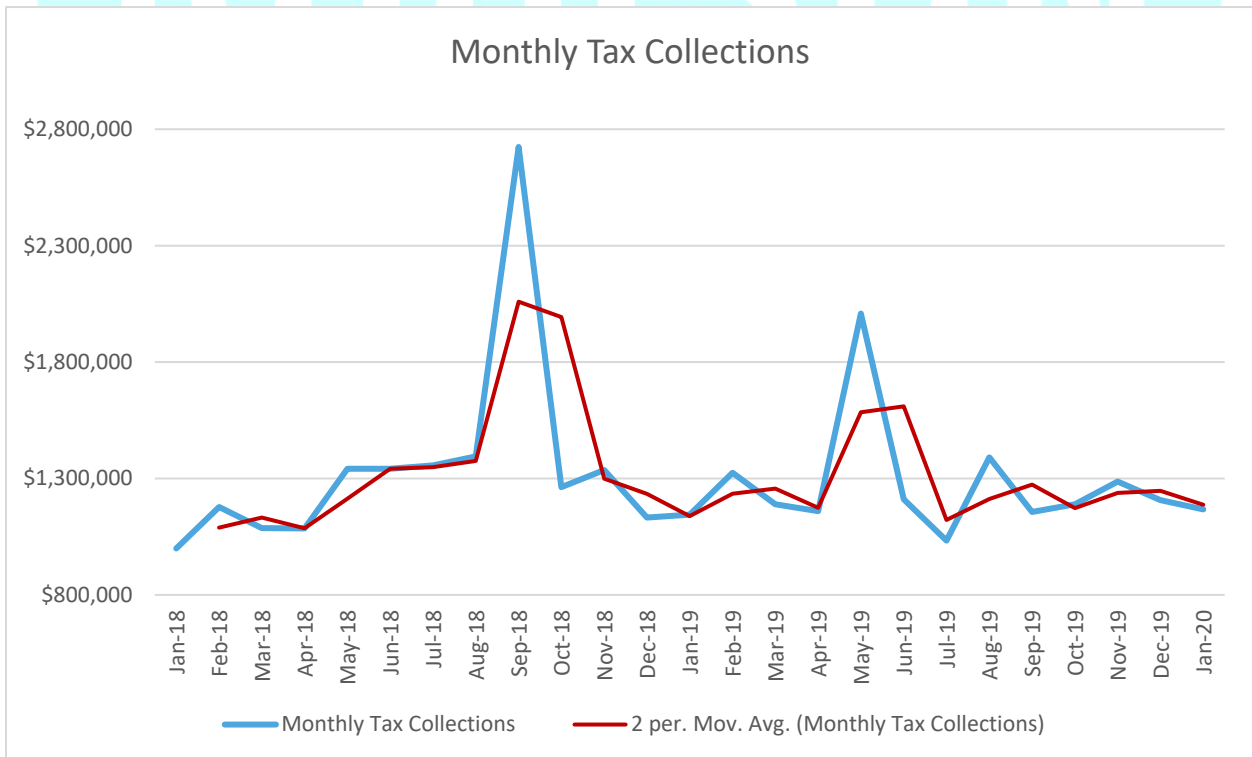
Source: CoStar



Source: Addison Airport



Source: tabc.state.tx.us



Source: Texas Comptroller of Public Accounts

January 2020 Certificates of Occupancy

N/E	Company	Square Feet	Industry	Location
E	CAR MAVERICK LLC	990	Auto	4341 LINDBERGH DR
N	HONEYBOO FACIAL STUDIO	216	Wellness	14683 MIDWAY RD 206
N	MILLIE MOO MANAGEMENT LLC	5,872	Management	15301 SPECTRUM DR 330
E	NORTHWESTERN MUTUAL	13,458	Financial Services	15851 DALLAS PKWY 1230
E	PAUL ESSENBURG LAW	350	Legal	14800 QUORUM DR 278
E	INTENSITY ENTERTAINMENT LLC	4,000	Entertainment	4393 WESTGROVE DR
N	ASSIST STAFFING COMPANY LLC	2,811	Recruiting	15916 MIDWAY RD
N	MUNICIPAL VALVE & EQUIPMENT COMPANY INC	11,305	Industrial	4010 BILLY MITCHELL DR
N	ROTHSCHILD BEAUTY GROUP LLC	3,600	Wellness	4837 KELLER SPRINGS RD
E	SBL SALON SUITES	875	Salon	4151 BELT LINE RD 122
N	ELAN ADDISON GROVE	16,425	Multifamily	4150 BELT LINE RD
N	NORTH TEXAS PRINTS LLC	1,232	Commercial Printing	16517 ADDISON RD
E	V DUBS ONLY	23,740	Auto	15001 E BELTWOOD PKY
N	CREATIVE GRAFX INC	3,000	Commercial Printing	4398 SUNBELT DR
N	GREEN LOTUS HEMP	6,762	Retail	3939 BELT LINE RD
E	EVOLV CONSULTING	2,910	Consulting	5055 KELLER SPRINGS RD
N	URVISION LLC dba CAPSON	1,500	Insurance	16539 ADDISON RD
N	EXTREME COMFORT AIR CONDITIONING	4,782	HVAC	15946 MIDWAY RD 15946
E	ORENDAIN ASSOCIATES, INC.	4,436	Designer	16837 ADDISON RD 100
E	DJ'S STEAKHOUSE	4,125	Restaurant	14925 MIDWAY RD
N	AISIN AW TECHNICAL CENTER USA, INC	1,423	Technical Services	4500 RATLIFF LN STE 110
E	MIRROR UPGRADE	8,100	Retail	4408 SUNBELT DR
N	HOWARD HANGER	264	Insurance	14683 MIDWAY RD 255
E	MACKENZIE S. BOTTOM + ASSOC.	722	Real Estate	16051 ADDISON RD STE 304
N	DC JONES HOLDINGS, LLC	1,151	Misc.	16051 ADDISON RD 206
E	COLT ENERGY	211	Energy	16051 ADDISON RD 211
E	YELIBELLY, INC	2,800	Food Services	4500 RATLIFF LN 102
N	MIX HAIR COLOR BAR	1,760	Wellness	5100 BELT LINE RD 852
N	5D GLOBAL DISTRIBUTIONS	1,925	Logistics	4847 KELLER SPRINGS RD
N	DFP GULF STATES, LLC	3,537	Promotional Products	4275 KELLWAY CIR 166
E	TOP AUTO LLC	2,960	Automotive	15510 MIDWAY RD
E	DOOR TITLE	1,700	Real Estate	16410 ADDISON RD
N	SECURONIX, INC	15,200	IT	5080 SPECTRUM DR 950w
E	AMP ENTERPRISES	10,175	Automotive	4119 BILLY MITCHELL DR
N	FANCY STACY MANAGEMENT	7,000	Management	4301 LINDBERGH DR B

ED Updates:

Analysis:

The data provided regarding the Town of Addison is up to date as of January 31st, 2020. Data included provides information on the Town of Addison and how it competes on a regional and state level. As shown in the charts on page one, Addison fares much better than Dallas County in the areas of unemployment and home sale prices. As of 2017 Addison's unemployment rate was 3.7%, lower than the 4.1% unemployment seen in Dallas County. Housing values also fare much better in Addison than Dallas County, with a median home value of \$344,000 dollars as compared to an average value of \$215,000 in the county.

Addison's office and retail vacancy rates have been steadily declining since their peak first quarter of 2018. With that being said, Addison's office vacancy has increased to 21%, which is a 2.7% increase over the same quarter in 2019. In addition, office price/sf are currently \$26.75 per sf, which is the highest rate of the past five years. Retail vacancy is at its lowest point in 5 years with a vacancy rate of 5.8% and asking rents have responded to demand, increasing to \$19.19 per sf.

The Addison Airport continues to be one of Addison's major economic drivers. The Airport's total operations, which include both arrivals and departures, have started strong in FY2020 totaling 41,671 in the year to date. If the Airport maintains its current operations rate, we can expect over 125,000 total flights by years end.

As the restaurant industry continues to boom in Addison, so do the mixed beverage tax collections. According to the Texas Alcoholic Beverage Commission, the mixed beverage tax generated \$303,601 in revenue so far in 2020, which is up over \$25,000 from January of 2019.

