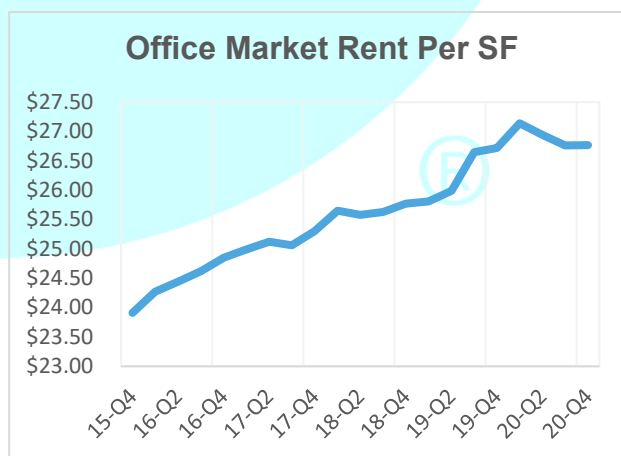
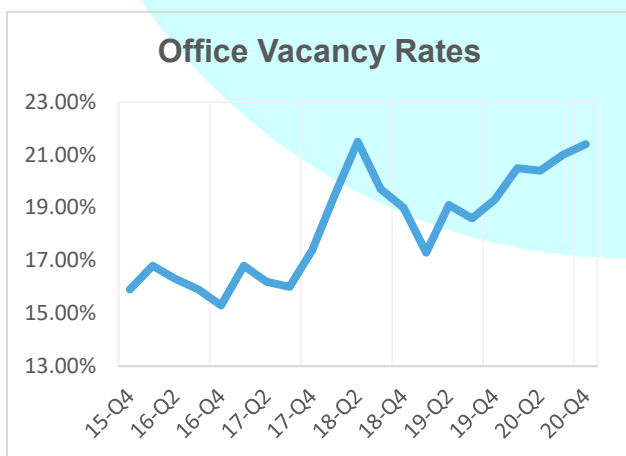
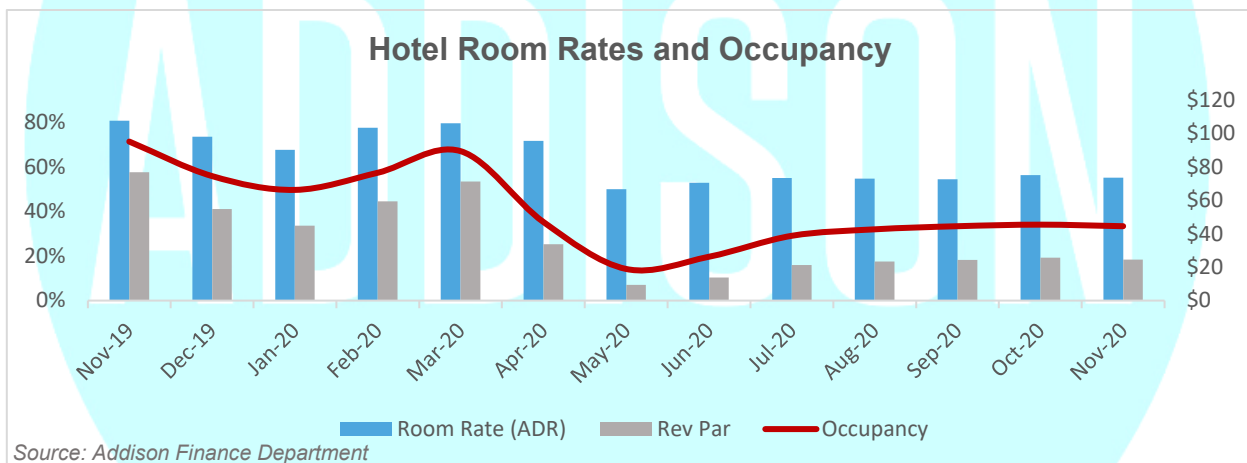
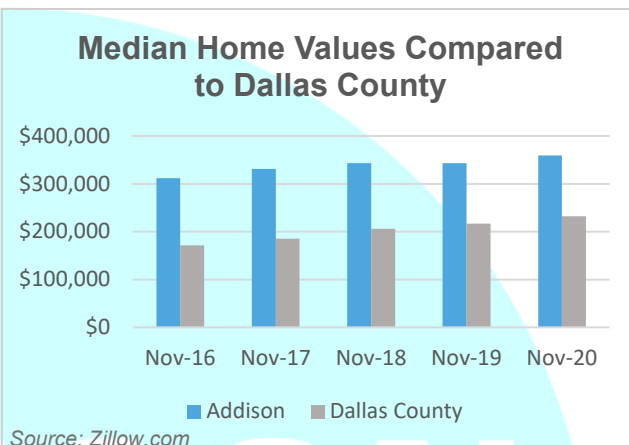
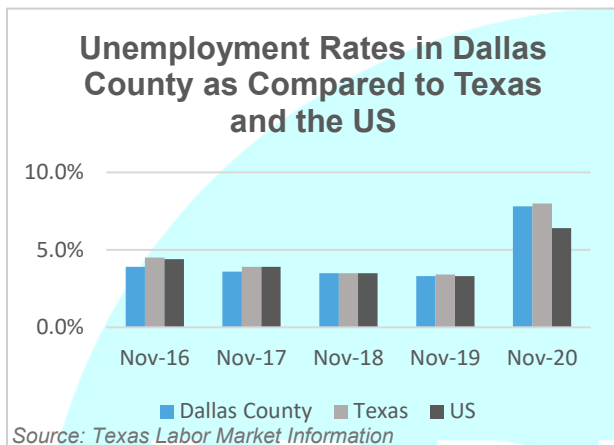
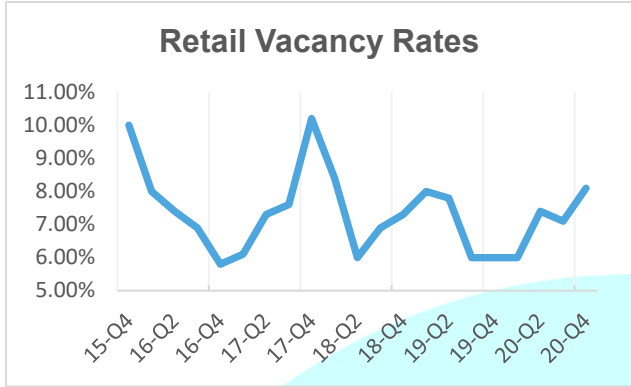


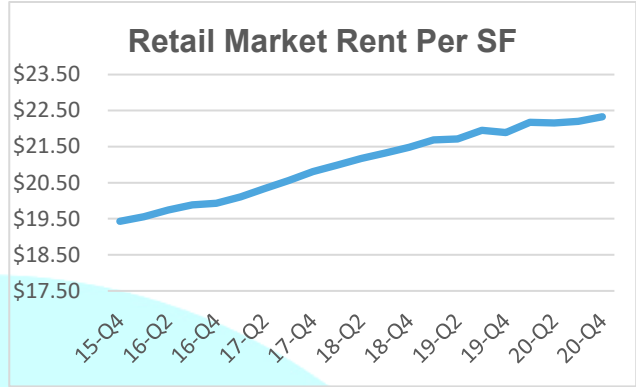


Addison Economic Pulse November 2020

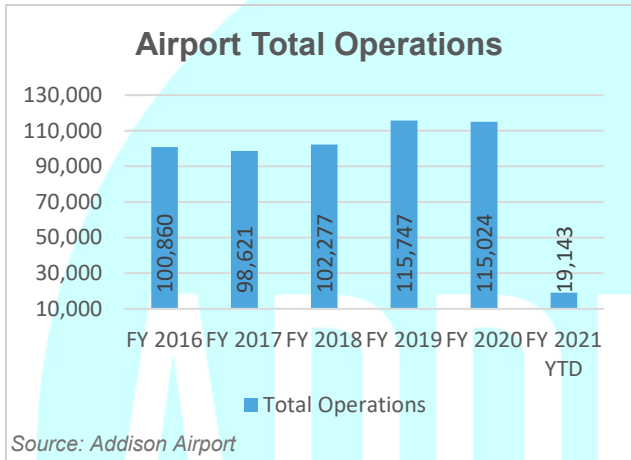




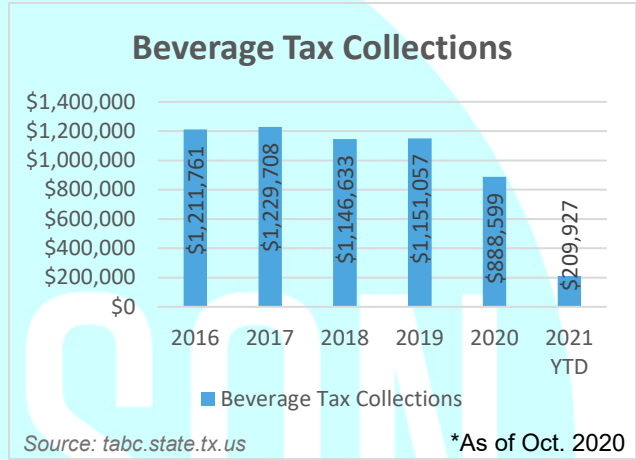
Source: CoStar



Source: CoStar

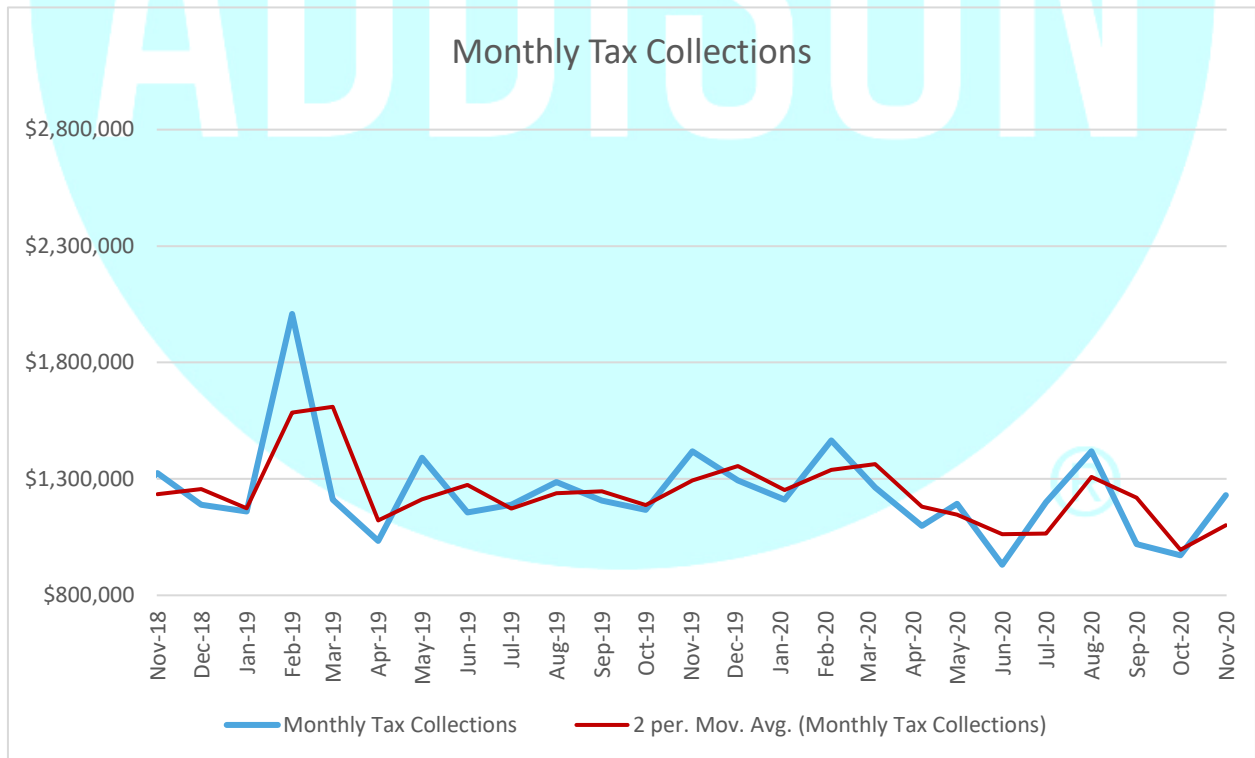


Source: Addison Airport



Source: tabc.state.tx.us

*As of Oct. 2020



Source: Texas Comptroller of Public Accounts

November 2020 Certificates of Occupancy

N/E	Company	Square Feet	Industry	Location
E	Caliber Collision Centers	20,367	Auto	15508 Midway Rd
N	Banks House LLC	2,000	Restaurant	16601 Addison Rd
N	Pie Tap Addison	3,699	Restaurant	5100 Belt Line
N	Mendocino Farms	3,104	Restaurant	5294 Belt Line
N	Front Burner Catering	8,000	Catering	14551 Dallas Pkwy
N	Rankin Group	3,280	Equipment	3901 Lindbergh
E	Victory Tax Services	720	Finance	16601 Addison Rd
N	Nations Lending	81	Finance	15455 Dallas Pkwy
E	JLK Rosenberger LLP	2,973	Finance	5057 Keller Springs
E	Toombs, Hall & Foster LLP	7,266	Finance	14643 Dallas Pkwy
E	Michael Walker	1,522	Construction	14901 Quorum Dr
N	Trinity Highway Products	8,299	Construction	15601 Dallas Pkwy
E	Loved and Found, LLC	3,500	Gifts	15932 Midway Rd
N	Caspr Group, Inc	9,403	Health	4505 Excel Pkwy
E	WebTechs Now!	1,000	IT	4363 Lindbergh Dr
E	Younger Partners	13,659	Real Estate	14643 Dallas Pkwy
E	Heatech Logistics LLC	1,440	Logistics	4901 Keller Springs
N	Soccer Shots DFW	1,000	Sports	4339 Lindbergh Dr
N	T-Mobile	2,888	Cellular	15100 Addison Rd
N	BPolished Beauty Supply	1,660	Beauty	4135 Belt Line
N	Addison Pet Yard	26,000	Animal	15003 Inwood Rd
N	Fish Gallery	7,376	Animal	15003 Inwood Rd
N	Bomb Hair Studio	650	Beauty	4289 Belt Line
N	Wax Therapy Studios	1,392	Beauty	3767 Belt Line
N	Sparks Fitness Equipment	12,277	Fitness	14733 Inwood Rd
E	Charter Furniture Rental Inc	77,500	Furniture	4204 Lindbergh
E	Domotics Acquisitions, LLC	8,750	Misc.	4253 Kellway Cir



ED Updates:

Analysis:

The data provided regarding the Town of Addison is up to date as of November 30, 2020. Data included provides information on the Town of Addison and how it competes on a regional and state level. As shown in the charts on page one, Dallas County historically fares better in unemployment than the rest of Texas and the United States. Due to the coronavirus pandemic national unemployment rose in recent months. Dallas County and the State of Texas' unemployment rates increased to 7.8% and 8%, respectively, due to continued furloughs and layoffs attributed to the COVID-19 crisis. Unemployment rates in Dallas County and Texas are slightly higher than the rest of the United States which has an unemployment rate of 6.4%. Housing values fare much better in Addison than Dallas County, with a median home value of \$359,000 dollars as compared to an average value of \$232,000 in the county.

Addison's office vacancy and retail rates have increased slightly since the beginning of the COVID-19 crisis. Office vacancy rates increased to 21.4% since the beginning of the pandemic, and office rental price per square foot has held steady at just under \$27 throughout the year. Retail vacancy has increased to 8.1% over the past quarter, which is a result of restaurant closures due to the pandemic.

The Addison Airport continues to be one of Addison's major economic drivers. The total operations, which include inbound and outbound flights, for FY 2020 was 115,024. The airport overperformed and matched the total operations in FY 2019 in FY 2020. The airport is starting FY 2021 strong with 19,143 inbound and outbound flights as of November.

After the economic impacts of the coronavirus pandemic, Addison hotels held steady in September. Addison hotel occupancy rates dropped drastically to 14% in April but have maintained an occupancy rate of over 30% over the past 5 months.

