



**TOWN OF ADDISON**

Investment Portfolio  
September 30, 2023


**COMPLIANCE**

This report was prepared in accordance with Chapter 2256 of the Public Funds Investment Act ("PFIA"). Section 2256.03(a) of the PFIA states that "Not less than quarterly, the investment officer shall prepare and submit to the governing body of the entity a written report of the investment transactions for all funds covered by this chapter for the preceding reporting period." This report, which covers the quarter ended September 30, 2023, is signed by the Town's investment officers and includes the disclosures required in the PFIA.

**Performance Benchmark**

US Treasury | 6 Months 5.51%

Asset Category	Face Amount/Shares	Market Value	Book Value	% of Portfolio	YTM @ Cost	Days To Maturity
CD 50%	6,863,000.00	6,713,127.65	6,862,550.72	5.18	4.02	696
CP 30%	4,000,000.00	3,944,072.00	3,947,202.87	2.98	5.41	88
LGIP   State 70 %	30,104,150.79	30,104,150.79	30,104,150.79	22.73	5.53	1
Money Market 20%	300,000.00	298,119.00	300,000.00	0.23	0.55	46
Municipal Bonds 50%	39,614,649.71	38,234,106.97	40,611,457.93	30.66	1.65	657
US Agency   Treasury 70%	50,640,000.00	48,478,236.89	50,634,500.51	38.23	3.12	832
<b>Total / Average</b>	<b>131,521,800.50</b>	<b>127,771,813.30</b>	<b>132,459,862.82</b>	<b>100.00</b>	<b>3.33</b>	<b>558</b>

  
\_\_\_\_\_  
Steven Glickman, Chief Finance Officer

10-23-23  
\_\_\_\_\_  
Date

  
\_\_\_\_\_  
Amanda Turner, Assistant Finance Director

10-23-23  
\_\_\_\_\_  
Date



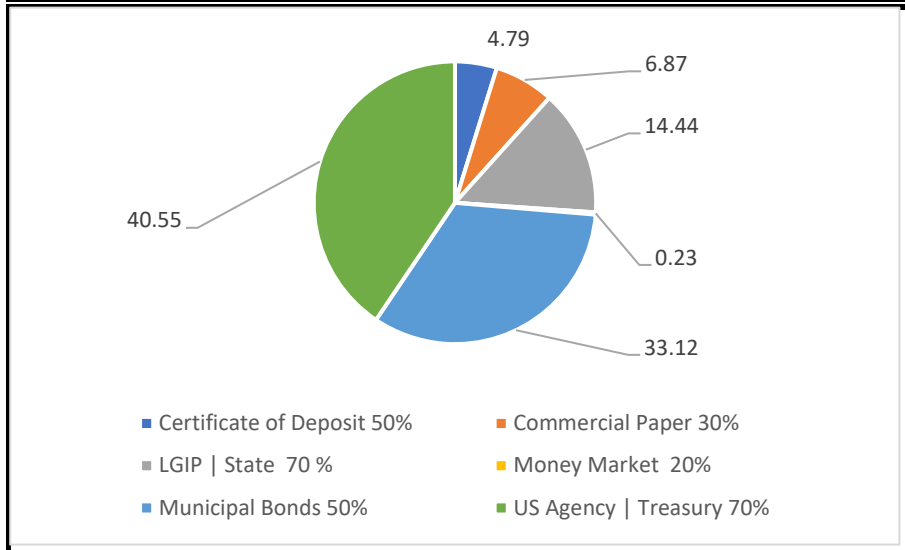
## Town of Addison | TX Distribution by Asset Category - Market Value All Portfolios

Begin Date: 06/30/2023, End Date: 9/30/2023

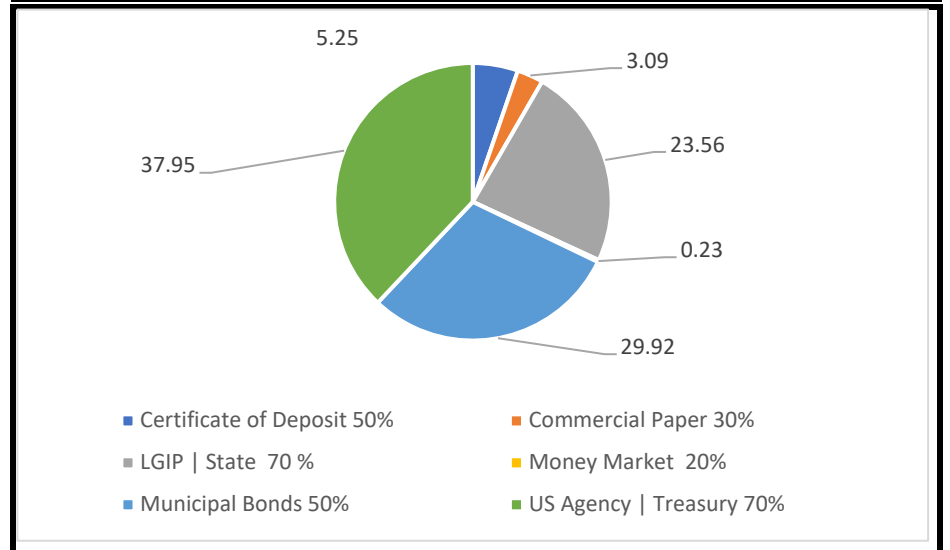
### Asset Category Allocation

Asset Category	Market Value 6/30/2023	% of Portfolio	Market Value 9/30/2023	% of Portfolio
Certificate of Deposit 50%	6,209,440.29	4.79	6,713,127.65	5.25
Commercial Paper 30%	8,901,331.00	6.87	3,944,072.00	3.09
LGIP   State 70 %	18,711,016.59	14.44	30,104,150.79	23.56
Money Market 20%	294,447.00	0.23	298,119.00	0.23
Municipal Bonds 50%	42,917,656.32	33.12	38,234,106.97	29.92
US Agency   Treasury 70%	52,560,898.52	40.55	48,478,236.89	37.95
<b>Total / Average</b>	<b>129,594,789.72</b>	<b>100.00</b>	<b>127,771,813.30</b>	<b>100.00</b>

#### Portfolio Holdings as of 6/30/2023



#### Portfolio Holdings as of 9/30/2023



Asset Category | Investment Policy Compliance  
Compliance | Yes

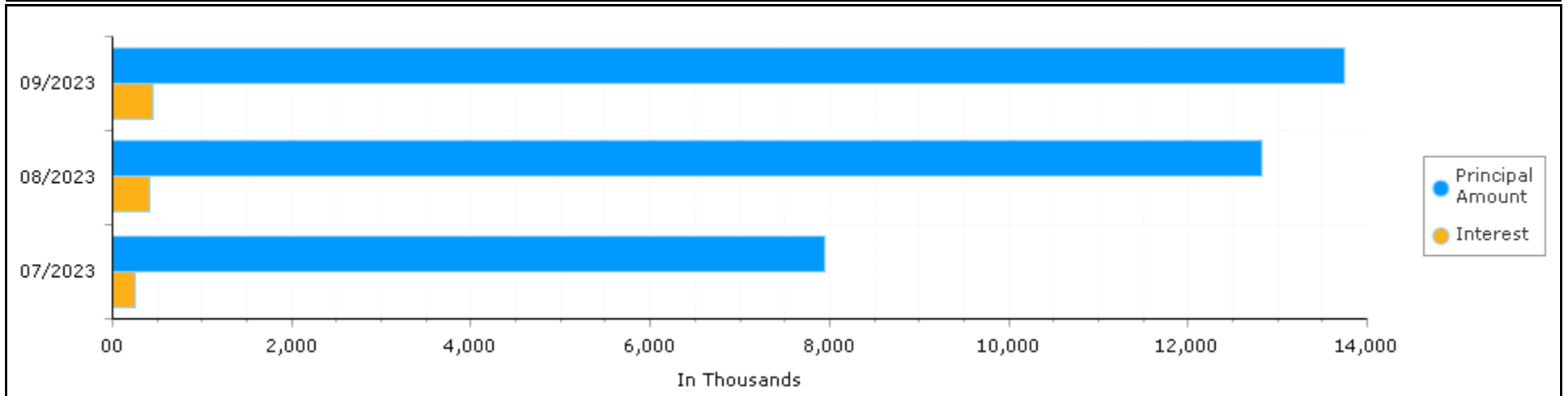


## Town of Addison | TX Portfolio Summary by Month All Portfolios

Begin Date: 7/31/2023, End Date: 9/30/2023

Month	Market Value	Book Value	Unrealized Gain/Loss	YTM @ Cost	YTM @ Market	Duration	Days To Maturity
7/31/2023	125,892,085.92	130,732,165.64	-4,840,079.72	2.96	5.38	1.56	613
8/31/2023	123,558,089.93	128,182,357.64	-4,624,267.71	3.17	5.41	1.59	627
9/30/2023	127,771,813.30	132,459,862.82	-4,688,049.52	3.34	5.55	1.45	557
<b>Total / Average</b>	<b>125,740,663.05</b>	<b>130,458,128.70</b>	<b>-4,717,465.65</b>	<b>3.16</b>	<b>5.45</b>	<b>1.53</b>	<b>599</b>

### Actual Cash Flow



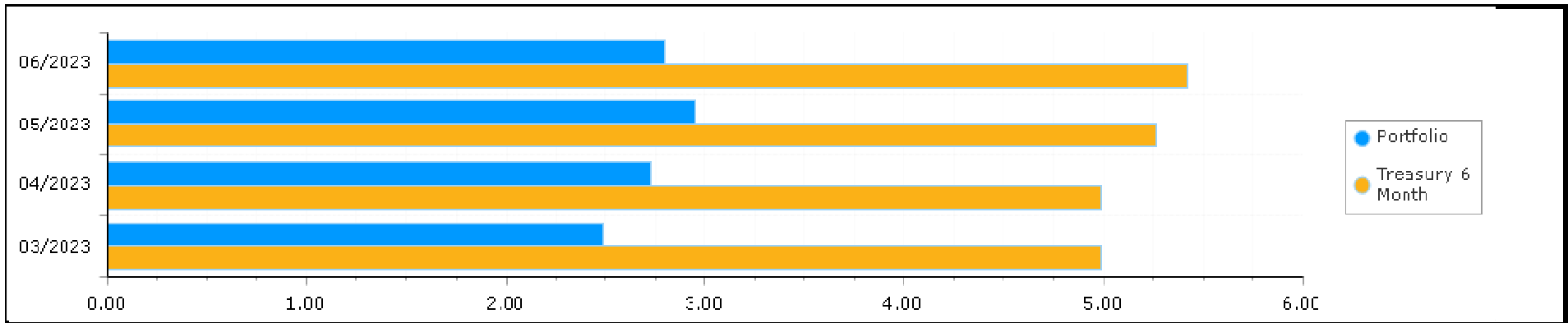


## Town of Addison | TX Total Rate of Return - Book Value by Month All Portfolios

Begin Date: 06/30/2023, End Date: 9/30/2023

Month	1 Purchased Interest	2 Sell Interest	3 Interest Dividends	4 Amortization Discount	5 Amortization Premium	6 Difference in Accrued Interest	Interest Earned During the Period - BV	Annualized TRR-BV	Treasury 6 Month
7/31/2023	0.00	0.00	249,460.23	41,413.16	-58,776.62	96,288.05	328,384.82	3.05	5.53
8/31/2023	0.00	0.00	417,972.63	32,949.45	-58,776.69	-68,762.94	323,382.45	3.10	5.54
9/30/2023	-20,000.00	0.00	458,815.60	24,199.89	-56,202.01	-57,126.91	349,686.57	3.36	5.51
<b>Total/Average</b>	<b>-20,000.00</b>	<b>0.00</b>	<b>1,126,248.46</b>	<b>98,562.50</b>	<b>-173,755.32</b>	<b>-29,601.80</b>	<b>1,001,453.84</b>	<b>3.16</b>	<b>5.53</b>

### Annualized TRR-BV



Interest Earned During the Period - Book Value | Represents the cumulative total for all revenue 1 - 6.



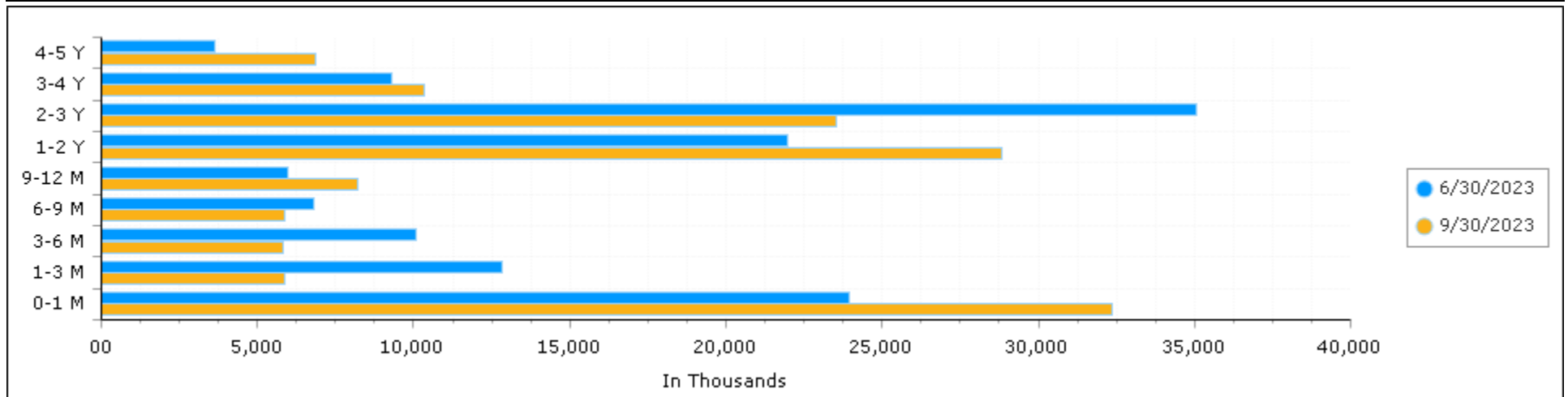
## Town of Addison | TX Distribution by Maturity Range - Market Value All Portfolios

Begin Date: 6/30/2023, End Date: 9/30/2023

### Maturity Range Allocation

Maturity Range	Market Value 6/30/2023	% of Portfolio 6/30/2023	Market Value 9/30/2023	% of Portfolio 9/30/2023
0-1 Month	23,956,636.59	18.49	32,350,193.70	25.32
1-3 Months	12,830,045.69	9.90	5,886,869.54	4.61
3-6 Months	10,053,450.89	7.76	5,826,578.61	4.56
6-9 Months	6,788,553.80	5.24	5,889,670.50	4.61
9-12 Months	5,954,728.20	4.59	8,213,955.46	6.43
1-2 Years	21,980,611.83	16.96	28,835,691.53	22.57
2-3 Years	35,059,314.28	27.05	23,554,262.04	18.43
3-4 Years	9,321,296.41	7.19	10,355,527.80	8.10
4-5 Years	3,650,152.03	2.82	6,859,064.12	5.37
<b>Total / Average</b>	<b>129,594,789.72</b>	<b>100.00</b>	<b>127,771,813.30</b>	<b>100.00</b>

### Portfolio Holdings





## Town of Addison | TX Portfolio Holdings by Asset Class All Portfolios

Date: 9/30/2023

Description	Face Amount / Shares	Settlement Date	Cost Value	Market Price	Market Value	% Portfolio	Credit Rating	Days To Call/Maturity
CUSIP		YTM @ Cost	Book Value	YTM @ Market	Accrued Interest	Unre. Gain/Loss	Credit Rating	Duration To Maturity
<b>Agency   Bullet</b>								
FFCB Step 7/20/2026		7/20/2021	1,500,000.00	91.09	1,366,340.99	1.13%	Moodys-Aaa	1024
3130AN5K2	1,500,000.00	1.25	1,500,000.00	4.94	4,375.00	-133,659.01	S&P-AA+	2.75
FHLB 0.76 1/19/2024		1/19/2022	999,250.00	98.58	985,839.23	0.75%	Moodys-Aaa	111
3130AQFK4	1,000,000.00	0.80	999,886.83	5.51	1,498.89	-14,047.60	S&P-AA+	0.3
FHLB 5 12/6/2023		11/7/2022	1,000,000.00	99.88	998,791.46	0.75%	Moodys-Aaa	67
3130ATVJ3	1,000,000.00	5.00	1,000,000.00	5.58	15,833.33	-1,208.54	S&P-AA+	0.18
			<b>3,499,250.00</b>		<b>3,350,971.68</b>	<b>2.63%</b>		<b>490</b>
<b>Sub Total Agency   Bullet</b>	<b>3,500,000.00</b>	<b>2.19</b>	<b>3,499,886.83</b>	<b>5.28</b>	<b>21,707.22</b>	<b>-148,915.15</b>		<b>1.32</b>
<b>Agency   Callable</b>								
FFCB 0.48 2/10/2025-21		9/22/2021	999,000.00	93.41	934,077.37	0.75%	Moodys-Aaa	499
3133EMZ70	1,000,000.00	0.51	999,597.09	5.58	666.67	-65,519.72	S&P-AA+	1.36
FFCB 0.61 5/23/2025-21		9/22/2021	999,900.00	92.54	925,423.24	0.75%	Moodys-Aaa	601
3133EM3E0	1,000,000.00	0.61	999,955.16	5.40	2,151.94	-74,531.92	S&P-AA+	1.64
FFCB 0.94 4/28/2026-22		4/28/2021	1,000,000.00	89.85	898,508.09	0.75%	Moodys-Aaa	941
3133EMXQ0	1,000,000.00	0.94	1,000,000.00	5.20	3,968.89	-101,491.91	S&P-AA+	2.54
FFCB 5.85 6/6/2028-23		6/8/2023	999,500.00	98.69	986,923.18	0.75%	Moodys-Aaa	1711
3133EPLV5	1,000,000.00	5.86	1,000,000.00	6.17	18,525.00	-13,076.82	S&P-AA+	4.09
FHLB 0.43 4/29/2024-21		7/29/2021	1,000,000.00	97.08	970,772.08	0.75%	Moodys-Aaa	29
3130AND72	1,000,000.00	0.43	1,000,000.00	5.62	728.61	-29,227.92	S&P-AA+	0.58
FHLB 0.52 10/7/2024-22		10/7/2021	1,000,000.00	95.05	950,457.94	0.75%	Moodys-Aaa	7
3130APAF2	1,000,000.00	0.52	1,000,000.00	5.59	2,498.89	-49,542.06	S&P-AA+	1.02
FHLB 0.65 12/9/2024-21		6/9/2021	1,500,000.00	94.43	1,416,430.68	1.13%	Moodys-Aaa	9
3130AMJX1	1,500,000.00	0.65	1,500,000.00	5.55	3,006.25	-83,569.32	S&P-AA+	1.19
FHLB 0.75 12/30/2025-22		9/30/2021	1,000,000.00	90.53	905,345.68	0.75%	Moodys-Aaa	92
3130AP2G9	1,000,000.00	0.75	1,000,000.00	5.27	0.00	-94,654.32	S&P-AA+	2.23



**Town of Addison | TX**  
**Portfolio Holdings by Asset Class**  
**All Portfolios**

Date: 9/30/2023

Description	Face Amount / Shares	Settlement Date	Cost Value	Market Price	Market Value	% Portfolio	Credit Rating	Days To Call/Maturity
CUSIP		YTM @ Cost	Book Value	YTM @ Market	Accrued Interest	Unre. Gain/Loss	Credit Rating	Duration To Maturity
FHLB 1 9/30/2026-22		9/30/2021	1,000,000.00	88.70	887,015.01	0.75%	Moodys-Aaa	91
3130AP6D2	1,000,000.00	1.00	1,000,000.00	5.11	0.00	-112,984.99	S&P-AA+	2.96
FHLB 1.6 1/19/2027-22		1/19/2022	1,000,000.00	89.39	893,900.19	0.75%	Moodys-Aaa	19
3130AQJ87	1,000,000.00	1.60	1,000,000.00	5.13	3,155.56	-106,099.81	S&P-AA+	3.21
FHLB 3.75 7/25/2024-22		7/25/2022	1,000,000.00	98.53	985,346.89	0.75%	Moodys-Aaa	25
3130ASKS7	1,000,000.00	3.75	1,000,000.00	5.60	6,770.83	-14,653.11	S&P-AA+	0.81
FHLB 4.1 6/30/2027-23		6/30/2022	1,000,000.00	95.68	956,815.79	0.75%	Moodys-Aaa	91
3130ASG52	1,000,000.00	4.10	1,000,000.00	5.39	10,250.00	-43,184.21	S&P-AA+	3.47
FHLB 5.5 5/15/2025-23		5/18/2023	2,139,465.00	99.33	2,125,662.60	1.62%	Moodys-Aaa	15
3130AVZ62	2,140,000.00	5.51	2,139,564.21	5.93	44,137.50	-13,901.61	S&P-AA+	1.55
FHLB 5.75 6/27/2025-23		6/27/2023	1,000,000.00	99.50	995,023.75	0.75%	Moodys-Aaa	27
3130AWEJ5	1,000,000.00	5.75	1,000,000.00	6.05	14,854.17	-4,976.25	S&P-AA+	1.66
FHLB 6 7/24/2028-23		7/24/2023	1,000,000.00	98.83	988,256.75	0.75%	Moodys-Aaa	24
3130AWKC3	1,000,000.00	6.00	1,000,000.00	6.28	11,000.00	-11,743.25	S&P-AA+	4.21
FHLB 6.1 8/28/2028-23		8/28/2023	1,500,000.00	98.95	1,484,198.31	1.13%	Moodys-Aaa	59
3130AWTX8	1,500,000.00	6.10	1,500,000.00	6.35	8,133.33	-15,801.69	S&P-AA+	4.29
FHLB Step 11/15/2024-23		11/15/2022	996,870.00	99.81	998,147.54	0.75%	Moodys-Aaa	46
3130ATQD2	1,000,000.00	5.47	998,237.77	6.01	17,437.50	-90.23	S&P-AA+	1.09
FHLB Step 2/18/2027-22		2/18/2022	1,000,000.00	91.75	917,534.97	0.75%	Moodys-Aaa	49
3130AQR8	1,000,000.00	2.06	1,000,000.00	5.13	1,516.67	-82,465.03	S&P-AA+	3.26
FHLB Step 3/29/2027-22		3/29/2022	1,000,000.00	94.50	945,025.58	0.75%	Moodys-Aaa	90
3130ARCD1	1,000,000.00	3.25	1,000,000.00	5.49	69.44	-54,974.42	S&P-AA+	3.33
FHLB Step 4/14/2027-23		4/14/2022	1,000,000.00	96.37	963,712.40	0.75%	Moodys-Aaa	197
3130ARGS4	1,000,000.00	3.92	1,000,000.00	5.79	13,833.33	-36,287.60	S&P-AAA	3.29



## Town of Addison | TX Portfolio Holdings by Asset Class All Portfolios

Date: 9/30/2023

Description	Face Amount / Shares	Settlement Date	Cost Value	Market Price	Market Value	% Portfolio	Credit Rating	Days To Call/Maturity
CUSIP		YTM @ Cost	Book Value	YTM @ Market	Accrued Interest	Unre. Gain/Loss	Credit Rating	Duration To Maturity
FHLB Step 5/12/2026-21		5/12/2021	1,500,000.00	91.27	1,369,022.81	1.13%	Moodys-Aaa	43
3130AMDE9	1,500,000.00	1.19	1,500,000.00	5.17	5,750.00	-130,977.19	S&P-AA+	2.57
FHLB Step 6/10/2026-21		6/10/2021	1,500,000.00	91.60	1,373,942.37	1.13%	Moodys-Aaa	984
3130AMMW9	1,500,000.00	1.19	1,500,000.00	4.86	6,875.00	-126,057.63	S&P-AA+	2.65
FHLB Step 6/9/2026-23		6/9/2021	1,000,000.00	91.59	915,918.83	0.75%	Moodys-Aaa	983
3130AMMJ8	1,000,000.00	1.05	1,000,000.00	4.87	4,625.00	-84,081.17	S&P-AA+	2.63
FHLB Step 9/30/2027-22		9/30/2022	1,000,000.00	98.87	988,738.04	0.75%	Moodys-Aaa	91
3130AT6R3	1,000,000.00	6.25	1,000,000.00	7.15	0.00	-11,261.96	S&P-AA+	3.64
FHLMC 0.57 9/24/2025-21		9/24/2020	2,000,000.00	91.28	1,825,675.18	1.51%	Moodys-Aaa	85
3134GWUG9	2,000,000.00	0.57	2,000,000.00	5.26	190.00	-174,324.82	S&P-AA+	1.97
FHLMC 2.4 10/25/2023-22		4/25/2022	1,000,000.00	99.81	998,111.91	0.75%	Moodys-Aaa	25
3134GXQM9	1,000,000.00	2.40	1,000,000.00	5.08	10,333.33	-1,888.09	S&P-AA+	0.07
FHLMC 5.17 5/28/2024-23		11/30/2022	1,000,000.00	99.62	996,157.36	0.75%	Moodys-Aaa	241
3134GY2N1	1,000,000.00	5.17	1,000,000.00	5.76	17,520.56	-3,842.64	S&P-AA+	0.65
FHLMC 5.25 6/20/2024-23		12/20/2022	1,500,000.00	99.65	1,494,815.13	1.13%	Moodys-Aaa	81
3134GY5N8	1,500,000.00	5.25	1,500,000.00	5.73	21,875.00	-5,184.87	S&P-AA+	0.71
FHLMC 5.3 2/27/2026-23		2/27/2023	1,000,000.00	98.81	988,068.04	0.75%	Moodys-Aaa	58
3134GYJB9	1,000,000.00	5.30	1,000,000.00	5.84	4,858.33	-11,931.96	S&P-AA+	2.28
FHLMC 5.375 5/18/2026-23		5/18/2023	1,000,000.00	98.86	988,615.64	0.75%	Moodys-Aaa	49
3134GYRX2	1,000,000.00	5.38	1,000,000.00	5.85	19,708.33	-11,384.36	S&P-AA+	2.44
FHLMC 5.625 3/13/2026-23		3/13/2023	2,000,000.00	99.16	1,983,235.60	1.51%	Moodys-Aaa	74
3134GYK76	2,000,000.00	5.63	2,000,000.00	6.00	5,312.50	-16,764.40	S&P-AA+	2.32
FHLMC 6 3/25/2027-23		9/26/2023	1,500,000.00	100.00	1,499,928.33	1.13%	Moodys-Aaa	87
3134H1CB7	1,500,000.00	6.00	1,500,000.00	6.00	1,000.00	-71.67	S&P-AA+	3.2





## Town of Addison | TX Portfolio Holdings by Asset Class All Portfolios

Date: 9/30/2023

Description	Face Amount / Shares	Settlement Date	Cost Value	Market Price	Market Value	% Portfolio	Credit Rating	Days To Call/Maturity
CUSIP		YTM @ Cost	Book Value	YTM @ Market	Accrued Interest	Unre. Gain/Loss	Credit Rating	Duration To Maturity
FHLMC 6.25 9/28/2028-23		9/28/2023	1,500,000.00	100.00	1,499,964.36	1.13%	Moodys-Aaa	89
3134H1CJ0	1,500,000.00	6.25	1,500,000.00	6.25	520.83	-35.64	S&P-AA+	4.36
FHLMC Step 4/28/2025-22		4/28/2022	1,000,000.00	97.66	976,614.42	0.75%	Moodys-Aaa	28
3134GXQR8	1,000,000.00	3.44	1,000,000.00	5.66	12,666.67	-23,385.58	S&P-AA+	1.53
FNMA 0.56 8/21/2025-23		8/21/2020	1,500,000.00	91.58	1,373,682.26	1.13%	Moodys-Aaa	52
3136G4N74	1,500,000.00	0.56	1,500,000.00	5.30	910.00	-126,317.74	S&P-AA+	1.88
FNMA 0.625 8/27/2025-21		8/27/2020	1,500,000.00	91.50	1,372,532.58	1.13%	Moodys-Aaa	58
3136G4V59	1,500,000.00	0.63	1,500,000.00	5.37	859.38	-127,467.42	S&P-AA+	1.9
FNMA 0.71 7/22/2025-21		7/22/2020	1,499,925.00	92.11	1,381,605.59	1.13%	Moodys-Aaa	22
3136G4A45	1,500,000.00	0.71	1,499,972.88	5.34	2,011.67	-118,367.29	S&P-AA+	1.8
FNMA 5.4 11/25/2024-23		11/25/2022	1,000,000.00	99.48	994,832.16	0.75%	Moodys-Aaa	56
3135GACZ2	1,000,000.00	5.40	1,000,000.00	5.86	18,750.00	-5,167.84	S&P-AA+	1.11
			<b>46,134,660.00</b>		<b>44,150,038.65</b>	<b>34.69%</b>		<b>187</b>
<b>Sub Total Agency   Callable</b>	<b>46,140,000.00</b>	<b>3.21</b>	<b>46,137,327.11</b>	<b>5.63</b>	<b>296,471.18</b>	<b>-1,987,288.46</b>		<b>2.25</b>
<b>CD   Negotiable</b>								
Arsenal CU MO 5.1 1/21/2025-24		1/20/2023	245,000.00	99.29	243,271.34	0.18%	NCUA Insured	112
04288LAA6	245,000.00	5.10	245,000.00	5.66	342.33	-1,728.66	NCUA Insured	1.27
Austin Telco CU TX 5 1/26/2024		1/27/2023	245,000.00	99.86	244,645.81	0.18%	NCUA Insured	118
052392CR6	245,000.00	5.00	245,000.00	5.46	973.29	-354.19	NCUA Insured	0.32
BMW Bank UT 0.65 9/17/2024		9/17/2021	245,000.00	95.30	233,484.57	0.18%	FDIC Insured	353
05580AD68	245,000.00	0.65	245,000.00	5.73	56.72	-11,515.43	FDIC Insured	0.96
Centris Federal CU 5.75 9/20/2024		9/22/2023	245,000.00	100.06	245,137.79	0.18%	NCUA Insured	356
15643VAC6	245,000.00	5.75	245,000.00	5.70	308.77	137.79	NCUA Insured	0.95
City Federal CU TX 4.9 1/18/2024		1/18/2023	245,000.00	99.83	244,595.74	0.18%	NCUA Insured	110
17783PAH4	245,000.00	4.90	245,000.00	5.45	394.68	-404.26	NCUA Insured	0.3



**Town of Addison | TX**  
**Portfolio Holdings by Asset Class**  
**All Portfolios**

Date: 9/30/2023

Description	Face Amount / Shares	Settlement Date	Cost Value	Market Price	Market Value	% Portfolio	Credit Rating	Days To Call/Maturity
CUSIP		YTM @ Cost	Book Value	YTM @ Market	Accrued Interest	Unre. Gain/Loss	Credit Rating	Duration To Maturity
City of Allen CU TX 3.2 7/22/2024		7/22/2022	245,000.00	98.08	240,287.22	0.18%	NCUA Insured	296
22551KAA0	245,000.00	3.20	245,000.00	5.66	1,503.56	-4,712.78	NCUA Insured	0.8
Connexus CR 5.4 6/15/2028-24		6/15/2023	245,000.00	99.74	244,363.86	0.18%	NCUA Insured	259
20825WBN9	245,000.00	5.40	245,000.00	5.46	543.70	-636.14	NCUA Insured	4.16
DOC Federal CU 3.5 7/1/2024-22		6/29/2022	245,000.00	98.45	241,193.65	0.18%	NCUA Insured	29
24951TAU9	245,000.00	3.50	245,000.00	5.61	23.49	-3,806.35	NCUA Insured	0.74
Farmers Insurance Group 5 1/18/2024		1/18/2023	245,000.00	99.86	244,669.13	0.18%	FDIC Insured	110
30960QAM9	245,000.00	5.00	245,000.00	5.45	402.74	-330.87	FDIC Insured	0.3
GHS Federal CU 5.6 8/17/2028-25		8/17/2023	245,000.00	100.04	245,101.13	0.18%	NCUA Insured	506
36266LAB2	245,000.00	5.60	245,000.00	5.59	488.66	101.13	NCUA Insured	4.27
Goldman Sachs Bank 1.05 9/8/2026		9/8/2021	245,000.00	88.29	216,304.17	0.18%	FDIC Insured	1074
38149MZJ5	245,000.00	1.05	245,000.00	5.41	155.05	-28,695.83	FDIC Insured	2.9
Liberty Federal CU IA 4.9 1/16/2024		1/13/2023	245,000.00	99.84	244,604.03	0.18%	NCUA Insured	108
53052LAG4	245,000.00	4.90	245,000.00	5.46	953.82	-395.97	NCUA Insured	0.29
Luana Savings Bank IA 0.2 11/20/2023		3/8/2022	242,420.00	99.26	246,163.58	0.19%	FDIC Insured	51
549104TM9	248,000.00	1.55	247,550.72	5.64	183.45	-1,387.14	FDIC Insured	0.14
Pacific Western Bank, CA 5.35 5/17/2028-24		5/17/2023	245,000.00	99.63	244,093.18	0.18%	FDIC Insured	230
69506YZB8	245,000.00	5.35	245,000.00	5.44	4,883.89	-906.82	FDIC Insured	4.08
Pentagon Federal CU 1.25 1/31/2025		1/31/2022	245,000.00	94.34	231,129.79	0.18%	NCUA Insured	489
70962LBA9	245,000.00	1.25	245,000.00	5.67	0.00	-13,870.21	NCUA Insured	1.32
Rogue University CU OR 5.1 1/20/2028-23		1/20/2023	245,000.00	99.20	243,044.65	0.18%	NCUA Insured	20
77535MAM5	245,000.00	5.10	245,000.00	5.31	342.33	-1,955.35	NCUA Insured	3.87
Sallie Mae Bank UT 1.1 8/11/2026		8/12/2021	245,000.00	88.65	217,188.02	0.18%	FDIC Insured	1046
795451AK9	245,000.00	1.10	245,000.00	5.43	369.18	-27,811.98	FDIC Insured	2.82



## Town of Addison | TX Portfolio Holdings by Asset Class All Portfolios

Date: 9/30/2023

Description	Face Amount / Shares	Settlement Date	Cost Value	Market Price	Market Value	% Portfolio	Credit Rating	Days To Call/Maturity
CUSIP		YTM @ Cost	Book Value	YTM @ Market	Accrued Interest	Unre. Gain/Loss	Credit Rating	Duration To Maturity
Scient Federal CU 5.6 6/21/2024		9/21/2023	245,000.00	100.01	245,014.37	0.18%	NCUA Insured	265
80865MAD9	245,000.00	5.60	245,000.00	5.59	338.30	14.37	NCUA Insured	3.24
Space Age Federal CU CO 5.05 1/26/2024		1/27/2023	245,000.00	99.87	244,682.20	0.18%	NCUA Insured	118
84611JAB9	245,000.00	5.05	245,000.00	5.46	101.69	-317.80	NCUA Insured	0.32
State Bank of India NY 1.15 9/28/2026		9/28/2021	245,000.00	88.38	216,542.40	0.18%	FDIC Insured	1094
856285XL0	245,000.00	1.15	245,000.00	5.40	15.44	-28,457.60	FDIC Insured	2.95
Synchrony Bank 0.65 9/17/2024		9/17/2021	245,000.00	95.30	233,484.57	0.18%	FDIC Insured	353
87165FA20	245,000.00	0.65	245,000.00	5.73	56.72	-11,515.43	FDIC Insured	0.96
Technology CU CA 5 1/21/2025		1/19/2023	245,000.00	99.16	242,952.85	0.18%	NCUA Insured	479
87868YAG8	245,000.00	5.00	245,000.00	5.66	369.18	-2,047.15	NCUA Insured	1.27
Truliant Federal CU 5.15 3/23/2026		3/22/2023	245,000.00	99.21	243,073.44	0.18%	NCUA Insured	905
89789AAH0	245,000.00	5.15	245,000.00	5.49	276.55	-1,926.56	FDIC Insured	2.33
Uncle CU CA 5 1/25/2024		1/25/2023	245,000.00	99.86	244,648.37	0.18%	NCUA Insured	117
90307LAB0	245,000.00	5.00	245,000.00	5.45	167.81	-351.63	NCUA Insured	0.32
United Heritage CU TX 5.15 3/21/2025		3/21/2023	245,000.00	99.30	243,295.36	0.18%	NCUA Insured	538
91334AAL7	245,000.00	5.15	245,000.00	5.64	0.00	-1,704.64	NCUA Insured	1.43
Valley Strong CU CA 5.1 7/18/2025-23		1/18/2023	245,000.00	99.14	242,902.73	0.18%	NCUA Insured	18
920133AL9	245,000.00	5.10	245,000.00	5.60	410.79	-2,097.27	NCUA Insured	1.72
VYStar CU FL 5.2 3/10/2028-25		3/10/2023	245,000.00	99.39	243,502.02	0.18%	NCUA Insured	527
92891CDA7	245,000.00	5.20	245,000.00	5.36	1,012.22	-1,497.98	NCUA Insured	3.96
Worker's CU MA 5.25 5/26/2028-23		5/26/2023	245,000.00	99.49	243,751.68	0.18%	NCUA Insured	57
98138MBY5	245,000.00	5.25	245,000.00	5.37	140.96	-1,248.32	NCUA Insured	4.14
			<b>6,857,420.00</b>		<b>6,713,127.65</b>	<b>5.05%</b>		<b>348</b>
<b>Sub Total CD   Negotiable</b>	<b>6,863,000.00</b>	<b>4.02</b>	<b>6,862,550.72</b>	<b>5.53</b>	<b>14,815.32</b>	<b>-149,423.07</b>		<b>1.86</b>
<b>Commercial Paper</b>								



## Town of Addison | TX Portfolio Holdings by Asset Class All Portfolios

Date: 9/30/2023

Description	Face Amount / Shares	Settlement Date	Cost Value	Market Price	Market Value	% Portfolio	Credit Rating	Days To Call/Maturity
CUSIP		YTM @ Cost	Book Value	YTM @ Market	Accrued Interest	Unre. Gain/Loss	Credit Rating	Duration To Maturity
Lloyds Bank 0 11/20/2023		2/24/2023	961,846.11	99.20	992,049.00	0.75%	Moodys-P1	51
53948BYL7	1,000,000.00	5.31	992,881.74	5.66	0.00	-832.74	S&P-A1	0.14
Toyota Credit PR 0 5/17/2024		8/21/2023	958,725.00	96.36	963,630.00	0.73%	Moodys-P1	230
8923A0EH2	1,000,000.00	5.74	964,839.81	5.91	0.00	-1,209.81	S&P-A1	0.63
Toyota Motor Credit 0 10/13/2023		1/18/2023	962,735.56	99.79	997,931.00	0.75%	Moodys-P1	13
8923A1XD8	1,000,000.00	5.20	998,325.19	5.74	0.00	-394.19	S&P-A1	0.04
Toyota Motor Credit PR 0 12/1/2023		3/6/2023	961,000.00	99.05	990,462.00	0.75%	Moodys-P1	62
8923A1Z12	1,000,000.00	5.41	991,156.13	5.59	0.00	-694.13	S&P-A1	0.17
			<b>3,844,306.67</b>		<b>3,944,072.00</b>	<b>2.98%</b>		<b>88</b>
<b>Sub Total Commercial Paper</b>	<b>4,000,000.00</b>	<b>5.41</b>	<b>3,947,202.87</b>	<b>5.72</b>	<b>0.00</b>	<b>-3,130.87</b>		<b>0.24</b>
<b>LGIP</b>								
LOGIC   Operating LGIP		3/31/2023	24,372,167.14	100.00	24,372,167.14	18.4%	NR	1
LOGIC5010	24,372,167.14	5.55	24,372,167.14	5.55		0.00	NR	0
Texas CLASS LGIP		3/31/2023	3,627,225.89	100.00	3,627,225.89	2.74%	NR	1
TEXASCLASS0001	3,627,225.89	5.54	3,627,225.89	5.54		0.00	NR	0
TexPool   General LGIP		3/31/2023	1,053,792.60	100.00	1,053,792.60	0.8%	NR	1
TEXPOOL0003	1,053,792.60	5.36	1,053,792.60	5.36		0.00	NR	0
TexSTAR   Operating LGIP		3/31/2023	1,050,965.16	100.00	1,050,965.16	0.79%	NR	1
TEXSTAR1110	1,050,965.16	5.33	1,050,965.16	5.33		0.00	NR	0
			<b>30,104,150.79</b>		<b>30,104,150.79</b>	<b>22.73%</b>		<b>1</b>
<b>Sub Total LGIP</b>	<b>30,104,150.79</b>	<b>5.53</b>	<b>30,104,150.79</b>	<b>5.53</b>		<b>0.00</b>		<b>0</b>
<b>Municipal Bonds</b>								
Barbers Hill ISD TX 4 2/15/2026		4/29/2021	572,565.00	97.26	486,295.00	0.4%	Moodys-Aaa	869
067167YR1	500,000.00	0.90	535,951.15	5.24	2,500.00	-49,656.15	S&P-AAA	2.28
Berkeley County VA 0.886 12/1/2023		5/17/2021	1,022,120.00	99.23	1,002,212.90	0.76%	Moodys-Aa3	62
084244HX3	1,010,000.00	0.41	1,010,797.54	5.46	2,958.01	-8,584.64	NR	0.17



**Town of Addison | TX**  
**Portfolio Holdings by Asset Class**  
**All Portfolios**

Date: 9/30/2023

Description	Face Amount / Shares	Settlement Date	Cost Value	Market Price	Market Value	% Portfolio	Credit Rating	Days To Call/Maturity
CUSIP		YTM @ Cost	Book Value	YTM @ Market	Accrued Interest	Unre. Gain/Loss	Credit Rating	Duration To Maturity
Bi-State Development Agency MA 1.344 10/1/2025		4/20/2021	1,548,424.00	92.51	1,410,731.75	1.16%	Moodys-Aa2	732
088632CT9	1,525,000.00	0.99	1,535,543.68	5.34	10,191.07	-124,811.93	S&P-AA	1.97
City of Cedar Park TX 2.95 8/15/2025		10/23/2020	2,619,033.60	95.74	2,259,440.40	1.86%	NR	685
150461M57	2,360,000.00	0.63	2,460,899.19	5.37	8,702.50	-201,458.79	S&P-AA	1.83
Connecticut Green Bank CT 0.55 11/15/2023		5/11/2021	300,000.00	99.37	298,119.00	0.23%	NR	46
207580AP6	300,000.00	0.55	300,000.00	5.59	618.75	-1,881.00	S&P-AA-	0.13
Connecticut Green Bank CT 0.85 11/15/2024		5/11/2021	275,000.00	94.60	260,136.25	0.21%	NR	412
207580AQ4	275,000.00	0.85	275,000.00	5.88	876.56	-14,863.75	S&P-AA-	1.12
Connecticut Green Bank CT 1.2 11/15/2025		5/11/2021	200,000.00	91.12	182,244.00	0.15%	NR	777
207580AR2	200,000.00	1.20	200,000.00	5.69	900.00	-17,756.00	S&P-AA-	2.09
Connecticut State GO CT 2.098 7/1/2025		4/22/2021	247,346.90	94.57	222,244.20	0.18%	Moodys-Aa3	640
20772KJX8	235,000.00	0.82	240,156.65	5.38	1,218.88	-17,912.45	S&P-AA-	1.72
Connecticut State GO CT 5.73 3/15/2024		4/21/2021	1,386,207.90	100.00	1,205,024.10	0.93%	Moodys-Aa3	167
20772GE61	1,205,000.00	0.50	1,233,431.49	5.71	2,876.94	-28,407.39	S&P-AA-	0.46
Connecticut State Housing CT 2.097 11/15/2024		5/19/2021	314,586.00	95.63	286,896.00	0.23%	Moodys-Aaa	412
20775C6C3	300,000.00	0.68	304,701.84	6.17	2,359.12	-17,805.84	S&P-AAA	1.11
Dallas ISD TX 4 8/15/2025		4/22/2021	3,134,945.00	97.51	2,681,415.00	2.2%	Moodys-Aaa	685
235308D75	2,750,000.00	0.70	2,917,176.11	5.41	13,750.00	-235,761.11	S&P-AAA	1.82
Dallas Water-Sewer TX 1.007 10/1/2025		4/19/2021	1,366,929.00	92.13	1,243,701.00	1.02%	NR	732
23542JQP3	1,350,000.00	0.72	1,357,615.45	5.20	6,759.49	-113,914.45	S&P-AAA	1.98
Foothill-De Anza CC CA 0.906 8/1/2025-25		4/21/2021	705,677.00	92.36	646,499.00	0.53%	Moodys-Aaa	640
345102PG6	700,000.00	0.71	702,435.08	5.33	1,039.38	-55,936.08	S&P-AAA	1.82
Frisco Economical Development TX 1.9 2/15/2028		4/20/2023	446,230.00	87.17	435,865.00	0.34%	Moodys-Aa2	1599
358782CW8	500,000.00	4.40	451,204.18	5.22	1,187.50	-15,339.18	S&P-AA	4.19



**Town of Addison | TX**  
**Portfolio Holdings by Asset Class**  
**All Portfolios**

Date: 9/30/2023

Description	Face Amount / Shares	Settlement Date	Cost Value	Market Price	Market Value	% Portfolio	Credit Rating	Days To Call/Maturity
CUSIP		YTM @ Cost	Book Value	YTM @ Market	Accrued Interest	Unre. Gain/Loss	Credit Rating	Duration To Maturity
Garfield Heights SD OH 3.1 12/15/2024-23 365820HB8	250,000.00	7/22/2021 1.58	262,500.00 254,441.98	96.88 5.81	242,200.00 2,260.42	0.19% -12,241.98	Moodys-Aa2 NR	76 1.19
Hawaii State 5.33 2/1/2026-25 419791YT9	1,500,000.00	4/23/2021 0.95	1,805,790.00 1,649,738.91	100.09 5.28	1,501,410.00 13,102.92	1.25% -148,328.91	Moodys-Aa2 S&P-AA+	489 2.21
Hernando County W/S FL 0.589 6/1/2024-24 427908EF1	250,000.00	4/29/2021 0.59	250,000.00 250,000.00	96.82 5.49	242,055.00 486.74	0.19% -7,945.00	Moodys-Aa2 NR	244 0.67
Hillsborough County FL 3.751 10/1/2023 432275AF2	250,000.00	3/6/2023 5.50	247,572.50 250,000.00	100.00 3.68	250,000.00 4,662.70	0.19% 0.00	Moodys-A3 S&P-A	1 0
Jackson Energy TN 3.4 4/1/2026-23 46873TAD5	1,925,000.00	9/29/2021 2.31	2,014,570.25 1,974,743.09	95.57 5.32	1,839,645.50 32,543.19	1.49% -135,097.59	NR S&P-AA	1 2.38
Jefferson County MO 0.65 3/1/2024 473142QW0	200,000.00	5/6/2021 0.65	200,000.00 200,000.00	97.97 5.60	195,940.00 104.72	0.15% -4,060.00	NR S&P-AA+	153 0.42
Jefferson County MO 0.95 3/1/2025 473142QX8	280,000.00	5/6/2021 0.95	280,000.00 280,000.00	93.72 5.61	262,424.40 214.28	0.21% -17,575.60	NR S&P-A+	518 1.41
Jefferson County MO 1.2 3/1/2026 473142QY6	300,000.00	5/6/2021 1.20	300,000.00 300,000.00	90.56 5.41	271,692.00 290.00	0.23% -28,308.00	NR S&P-AA+	883 2.39
Kansas City MO 1.475 4/1/2026 485106UX4	1,000,000.00	4/21/2021 1.07	1,019,450.00 1,009,838.14	91.02 5.36	910,150.00 7,334.03	0.76% -99,688.14	Moodys-A1 S&P-AA-	914 2.44
Maine Health & Higher Education 0.711 7/1/2024 56042RJ37	250,000.00	5/19/2021 0.71	250,000.00 250,000.00	96.18 5.97	240,460.00 439.44	0.19% -9,540.00	Moodys-A1 S&P-AA	245 0.75
Maine Health & Higher Education 1.304 7/1/2026 56042RJ52	200,000.00	7/8/2021 1.05	202,458.00 201,357.44	89.07 5.65	178,130.00 644.76	0.15% -23,227.44	Moodys-A1 S&P-AA	975 2.7
Maryland State 2.198 3/1/2025-25 57419TDX6	265,000.00	5/19/2021 0.78	278,939.00 270,218.29	94.78 6.09	251,156.40 469.21	0.2% -19,061.89	Moodys-Aa1 NR	490 1.4



## Town of Addison | TX Portfolio Holdings by Asset Class All Portfolios

Date: 9/30/2023

Description	Face Amount / Shares	Settlement Date	Cost Value	Market Price	Market Value	% Portfolio	Credit Rating	Days To Call/Maturity
CUSIP		YTM @ Cost	Book Value	YTM @ Market	Accrued Interest	Unre. Gain/Loss	Credit Rating	Duration To Maturity
Massachusetts State 5.203 6/1/2025-25		4/22/2021	1,173,160.00	99.26	992,600.00	0.81%	Moodys-Aa1	579
57604TAB2	1,000,000.00	0.90	1,070,302.96	5.67	17,198.81	-77,702.96	S&P-AAA	1.59
Missouri State 0.704 1/1/2024-23		9/21/2022	958,220.00	98.79	987,880.00	0.75%	Moodys-Aaa	62
60636UJQ3	1,000,000.00	4.09	991,751.59	5.56	1,740.44	-3,871.59	S&P-AAA	0.25
Mosaic District VA 1.711 3/1/2026-26		4/22/2021	257,205.00	91.33	228,332.50	0.19%	Moodys-A2	855
61945DAZ4	250,000.00	1.10	253,584.21	5.59	344.58	-25,251.71	S&P-AA	2.37
New Orleans LA 5 12/1/2023		7/22/2021	396,853.20	99.86	359,481.60	0.27%	Moodys-A1	62
64763FTY5	360,000.00	0.62	362,610.97	5.76	5,950.00	-3,129.37	S&P-AA	0.17
New York City NY 3.78 2/1/2026-24		4/16/2021	761,936.00	96.40	674,779.00	0.55%	Moodys-Aa1	124
64971WDP2	700,000.00	1.84	730,207.51	5.44	4,336.50	-55,428.51	S&P-AAA	2.24
New York City NY 5.075 11/1/2025-25		4/16/2021	614,411.20	98.99	514,768.80	0.43%	Moodys-Aa1	732
64971M5K4	520,000.00	0.98	563,364.28	5.59	10,922.53	-48,595.48	S&P-AAA	1.96
New York NY   Sinking 5.047 10/1/2024-22		4/16/2021	4,214,869.22	99.61	3,779,926.47	2.96%	Moodys-Aa2	1
64966H4M9	3,794,649.71	1.73	3,916,659.65	5.45	95,226.00	-136,733.18	S&P-AA	0.97
New York NY 5.687 12/1/2023-22		8/11/2022	1,027,610.00	99.96	999,590.00	0.76%	Moodys-Aa2	62
64966JAP1	1,000,000.00	3.50	1,003,538.26	5.82	18,798.69	-3,948.26	S&P-AA	0.17
New York State NY 2.406 1/1/2026-25		4/22/2021	423,820.00	93.86	375,436.00	0.31%	Moodys-A1	793
650009S20	400,000.00	1.10	411,437.49	5.33	2,379.27	-36,001.49	S&P-A	2.19
Oklahoma State OK 5.34 7/1/2024-24		3/6/2023	249,475.00	99.51	248,772.50	0.19%	NR	245
679087FD3	250,000.00	5.50	249,701.56	6.00	3,300.42	-929.06	S&P-AA-	0.74
Omaha NE 0.983 4/15/2026		5/21/2021	752,970.00	90.11	675,825.00	0.57%	Moodys-Aa2	928
6817126Z3	750,000.00	0.90	751,538.95	5.19	3,379.06	-75,713.95	S&P-AA+	2.5
Omaha Special OB   Sinking 6.4 2/1/2026-17		6/15/2021	474,712.25	100.65	427,775.25	0.34%	Moodys-Aa3	124
68189TBA3	425,000.00	3.63	450,120.55	6.09	4,457.78	-22,345.30	S&P-AA+	2.19



## Town of Addison | TX Portfolio Holdings by Asset Class All Portfolios

Date: 9/30/2023

Description	Face Amount / Shares	Settlement Date	Cost Value	Market Price	Market Value	% Portfolio	Credit Rating	Days To Call/Maturity
CUSIP		YTM @ Cost	Book Value	YTM @ Market	Accrued Interest	Unre. Gain/Loss	Credit Rating	Duration To Maturity
Oregon State   Sinking 5.892 6/1/2027-24		11/17/2022	1,037,350.00	101.27	1,012,690.00	0.78%	Moody's-Aa1	245
68607LXQ5	1,000,000.00	4.96	1,030,200.27	5.50	19,476.33	-17,510.27	S&P-AA+	3.29
Pennsylvania State   Sinking 4.65 2/15/2026-26		6/9/2021	1,258,124.80	98.61	1,119,268.90	0.9%	Moody's-Aa3	838
70914PME9	1,135,000.00	2.20	1,197,461.91	5.28	6,597.19	-78,193.01	S&P-A+	2.26
San Francisco CA 1.286 8/1/2024		12/15/2021	457,652.65	96.17	437,550.75	0.34%	NR	306
79770GJA5	455,000.00	1.06	455,843.65	6.06	958.96	-18,292.90	S&P-AA	0.83
San Joaquin Hills CA 2.153 1/15/2027-26		1/24/2022	757,177.50	90.45	678,352.50	0.57%	Moody's-A1	1172
798111HF0	750,000.00	1.95	754,750.75	5.36	3,364.06	-76,398.25	S&P-AA	3.17
Savannah GA Hosp Auth   Sinking 6 7/1/2027-24		9/21/2023	1,502,805.00	99.92	1,498,830.00	1.13%	Moody's-A2	275
804833EZ0	1,500,000.00	5.94	1,502,786.69	6.02	22,250.00	-3,956.69	Fitch-A	3.37
South Dakota Educational 1.495 6/1/2026-26		9/23/2021	1,008,150.00	89.67	896,720.00	0.76%	Moody's-Aaa	944
83754LAX5	1,000,000.00	1.32	1,001,116.57	5.72	4,941.81	-104,396.57	S&P-AA	2.61
Sun City Fire District AZ 1.099 7/1/2024		11/8/2021	601,386.00	96.60	579,570.00	0.45%	NR	275
86666PAC2	600,000.00	1.01	600,393.54	5.78	1,630.18	-20,823.54	Fitch-A+	0.75
Sun City Fire District AZ 1.707 7/1/2026-26		11/8/2021	503,700.00	90.57	452,870.00	0.38%	NR	975
86666PAE8	500,000.00	1.54	502,191.62	5.44	2,110.04	-49,321.62	S&P-A+	2.69
Texas Public Finance TX 0.503 2/1/2024		12/23/2020	1,000,000.00	98.41	984,050.00	0.75%	Moody's-Aa1	124
882669BS2	1,000,000.00	0.50	1,000,000.00	5.33	824.36	-15,950.00	S&P-AA+	0.34
Texas Womans University TX 4 7/1/2025		5/12/2021	359,657.55	100.15	315,456.75	0.25%	Moody's-Aaa	640
882874KQ2	315,000.00	0.53	333,898.13	3.91	3,115.00	-18,441.38	NR	1.69
Tredyffrin Easttown SD PA 1.159 2/15/2026		5/6/2021	277,475.00	90.84	249,799.00	0.21%	Moody's-Aaa	869
894673TA0	275,000.00	0.97	276,231.12	5.32	398.41	-26,432.12	NR	2.34
University of Oklahoma OK 3.023 7/1/2025-22		7/1/2021	307,275.00	95.69	287,073.00	0.23%	NR	93
91476PDR6	300,000.00	2.38	303,184.06	5.64	2,242.06	-16,111.06	S&P-A+	1.71





**Town of Addison | TX**  
**Portfolio Holdings by Asset Class**  
**All Portfolios**

Date: 9/30/2023

Description	Face Amount / Shares	Settlement Date	Cost Value	Market Price	Market Value	% Portfolio	Credit Rating	Days To Call/Maturity
CUSIP		YTM @ Cost	Book Value	YTM @ Market	Accrued Interest	Unre. Gain/Loss	Credit Rating	Duration To Maturity
Virginia College VA 4.75 9/1/2024-24		5/6/2021	857,279.85	99.17	748,741.05	0.59%	Moody's-Aa1	306
927781VU5	755,000.00	0.62	783,331.43	5.68	2,888.92	-34,590.38	S&P-AA+	0.91
			<b>42,483,619.37</b>		<b>38,532,225.97</b>	<b>30.87%</b>		<b>457</b>
<b>Sub Total Municipal Bonds</b>	<b>39,914,649.71</b>	<b>1.64</b>	<b>40,911,457.93</b>	<b>5.48</b>	<b>357,322.01</b>	<b>-2,379,231.96</b>		<b>1.71</b>
<b>Treasury Note</b>								
T-Note 2 5/31/2024		4/13/2022	991,312.56	97.72	977,226.56	0.75%	Moody's-Aaa	244
912828XT2	1,000,000.00	2.42	997,286.57	5.52	6,666.67	-20,060.01	S&P-AA+	0.66
			<b>991,312.56</b>		<b>977,226.56</b>	<b>0.75%</b>		<b>244</b>
<b>Sub Total Treasury Note</b>	<b>1,000,000.00</b>	<b>2.42</b>	<b>997,286.57</b>	<b>5.52</b>	<b>6,666.67</b>	<b>-20,060.01</b>		<b>0.66</b>
			<b>133,914,719.39</b>		<b>127,771,813.30</b>	<b>100.00%</b>		<b>242</b>
<b>TOTAL PORTFOLIO</b>	<b>131,521,800.50</b>	<b>3.33</b>	<b>132,459,862.82</b>	<b>5.55</b>	<b>696,982.40</b>	<b>-4,688,049.52</b>		<b>1.46</b>



## Town of Addison | TX Transaction Summary by Action All Portfolios

Begin Date: 6/30/2023, End Date: 9/30/2023

Action	Settlement Date	CUSIP	Face Amount / Shares	Description	Purchase Price	Principal	Interest / Dividends	YTM @ Cost	Total
<b>Buy Transactions</b>									
Buy	7/24/2023	3130AWKC3	1,000,000.00	FHLB 6 7/24/2028-23	100.00	1,000,000.00	0.00	6.00	1,000,000.00
Buy	8/17/2023	36266LAB2	245,000.00	GHS Federal CU 5.6 8/17/2028-25	100.00	245,000.00	0.00	5.60	245,000.00
Buy	8/21/2023	8923A0EH2	1,000,000.00	Toyota Credit PR 0 5/17/2024	95.87	958,725.00	0.00	5.74	958,725.00
Buy	8/28/2023	3130AWTX8	1,500,000.00	FHLB 6.1 8/28/2028-23	100.00	1,500,000.00	0.00	6.10	1,500,000.00
Buy	9/21/2023	80865MAD9	245,000.00	Scient Federal CU 5.6 6/21/2024	100.00	245,000.00	0.00	5.60	245,000.00
Buy	9/21/2023	804833EZ0	1,500,000.00	Savannah GA Hosp Auth   Sinking 6 7/1/2027-24	100.19	1,502,805.00	20,000.00	5.94	1,522,805.00
Buy	9/22/2023	15643VAC6	245,000.00	Centris Federal CU 5.75 9/20/2024	100.00	245,000.00	0.00	5.75	245,000.00
Buy	9/26/2023	3134H1CB7	1,500,000.00	FHLMC 6 3/25/2027-23	100.00	1,500,000.00	0.00	6.00	1,500,000.00
Buy	9/28/2023	3134H1CJ0	1,500,000.00	FHLMC 6.25 9/28/2028-23	100.00	1,500,000.00	0.00	6.25	1,500,000.00
<b>Subtotal</b>			<b>8,735,000.00</b>			<b>8,696,530.00</b>	<b>20,000.00</b>		<b>8,716,530.00</b>
Deposit	7/31/2023	LOGIC5010	63,121.09	LOGIC   Operating LGIP	100.00	63,121.09	0.00	0.00	63,121.09
Deposit	7/31/2023	LOGIC5010	3,004,106.02	LOGIC   Operating LGIP	100.00	3,004,106.02	0.00	0.00	3,004,106.02
Deposit	7/31/2023	TEXSTAR1110	4,504.47	TexSTAR   Operating LGIP	100.00	4,504.47	0.00	0.00	4,504.47
Deposit	7/31/2023	TEXASCLASS0001	16,213.78	Texas CLASS LGIP	100.00	16,213.78	0.00	0.00	16,213.78
Deposit	7/31/2023	TEXPOOL0003	4,525.63	TexPool   General LGIP	100.00	4,525.63	0.00	0.00	4,525.63
Deposit	8/31/2023	LOGIC5010	73,973.07	LOGIC   Operating LGIP	100.00	73,973.07	0.00	0.00	73,973.07
Deposit	8/31/2023	LOGIC5010	7,500,000.00	LOGIC   Operating LGIP	100.00	7,500,000.00	0.00	0.00	7,500,000.00
Deposit	8/31/2023	TEXSTAR1110	4,686.82	TexSTAR   Operating LGIP	100.00	4,686.82	0.00	0.00	4,686.82
Deposit	8/31/2023	TEXASCLASS0001	16,749.79	Texas CLASS LGIP	100.00	16,749.79	0.00	0.00	16,749.79
Deposit	8/31/2023	TEXPOOL0003	4,705.92	TexPool   General LGIP	100.00	4,705.92	0.00	0.00	4,705.92
Deposit	9/30/2023	LOGIC5010	110,040.21	LOGIC   Operating LGIP	100.00	110,040.21	0.00	0.00	110,040.21
Deposit	9/30/2023	LOGIC5010	12,926,084.86	LOGIC   Operating LGIP	100.00	12,926,084.86	0.00	0.00	12,926,084.86
Deposit	9/30/2023	TEXSTAR1110	4,567.27	TexSTAR   Operating LGIP	100.00	4,567.27	0.00	0.00	4,567.27
Deposit	9/30/2023	TEXASCLASS0001	16,420.68	Texas CLASS LGIP	100.00	16,420.68	0.00	0.00	16,420.68
Deposit	9/30/2023	TEXPOOL0003	4,589.28	TexPool   General LGIP	100.00	4,589.28	0.00	0.00	4,589.28
<b>Subtotal</b>			<b>23,754,288.89</b>			<b>23,754,288.89</b>	<b>0.00</b>		<b>23,754,288.89</b>



## Town of Addison | TX Transaction Summary by Action All Portfolios

Begin Date: 6/30/2023, End Date: 9/30/2023

Action	Settlement Date	CUSIP	Face Amount / Shares	Description	Purchase Price	Principal	Interest / Dividends	YTM @ Cost	Total
<b>Total Buy Transactions</b>			<b>32,489,288.89</b>			<b>32,450,818.89</b>	<b>20,000.00</b>		<b>32,470,818.89</b>
<b>Sell Transactions</b>									
Called	9/1/2023	59447TXA6	1,000,000.00	Michigan State   Sinking 2.366 9/1/2049-24	0.00	1,000,000.00	0.00	0.00	1,000,000.00
Called	9/20/2023	3130AV5J7	1,000,000.00	FHLB Step 3/20/2024-23	0.00	1,000,000.00	0.00	0.00	1,000,000.00
Called	9/28/2023	3134GYND0	1,000,000.00	FHLMC Step 3/28/2025-23	0.00	1,000,000.00	0.00	0.00	1,000,000.00
<b>Subtotal</b>			<b>3,000,000.00</b>			<b>3,000,000.00</b>	<b>0.00</b>		<b>3,000,000.00</b>
Matured	7/1/2023	73358W4V3	1,000,000.00	Port Authority NY & NJ 1.086 7/1/2023	0.00	1,000,000.00	0.00	0.00	1,000,000.00
Matured	7/1/2023	56042RJ29	250,000.00	Maine Health & Higher Education 0.509 7/1/2023	0.00	250,000.00	0.00	0.00	250,000.00
Matured	7/1/2023	742404AK2	1,000,000.00	Princeton Theological Seminary 4.105 7/1/2023-23	0.00	1,000,000.00	0.00	0.00	1,000,000.00
Matured	7/13/2023	19424JUD6	2,000,000.00	Collateralized Commercial Paper 0 7/13/2023	0.00	2,000,000.00	0.00	0.00	2,000,000.00
Matured	7/15/2023	576004GV1	1,000,000.00	Massachusetts State 3.564 7/15/2023-23	0.00	1,000,000.00	0.00	0.00	1,000,000.00
Matured	8/4/2023	443728GD6	1,000,000.00	Hudson County NJ 3.875 8/4/2023	0.00	1,000,000.00	0.00	0.00	1,000,000.00
Matured	8/10/2023	3135G05R0	3,000,000.00	FNMA 0.3 8/10/2023-21	0.00	3,000,000.00	0.00	0.00	3,000,000.00
Matured	8/14/2023	46640QVE8	1,000,000.00	JPMorgan Securities 0 8/14/2023	0.00	1,000,000.00	0.00	0.00	1,000,000.00
Matured	8/15/2023	8923A1VF5	1,000,000.00	Toyota Motor Credit 0 8/15/2023	0.00	1,000,000.00	0.00	0.00	1,000,000.00
Matured	8/25/2023	3130AJZJ1	2,666,666.67	FHLB 0.32 8/25/2023-21	0.00	2,666,666.67	0.00	0.00	2,666,666.67
Matured	8/25/2023	8923A1VR9	1,000,000.00	Toyota Motor Credit 0 8/25/2023	0.00	1,000,000.00	0.00	0.00	1,000,000.00
Matured	9/15/2023	20772KEU9	1,000,000.00	Connecticut State GO CT 3.621 9/15/2023	0.00	1,000,000.00	0.00	0.00	1,000,000.00
Matured	9/15/2023	53943SWF0	1,000,000.00	Lloyds Bank 0 9/15/2023	0.00	1,000,000.00	0.00	0.00	1,000,000.00
Matured	9/22/2023	130162AF7	245,000.00	California CU CA 4.1 9/22/2023	0.00	245,000.00	0.00	0.00	245,000.00
Matured	9/29/2023	3130ATDT1	2,000,000.00	FHLB 4.02 9/29/2023	0.00	2,000,000.00	0.00	0.00	2,000,000.00
<b>Subtotal</b>			<b>19,161,666.67</b>			<b>19,161,666.67</b>	<b>0.00</b>		<b>19,161,666.67</b>
Withdraw	7/31/2023	LOGIC5010	2,700,000.00	LOGIC   Operating LGIP	0.00	2,700,000.00	0.00	0.00	2,700,000.00
Withdraw	8/31/2023	LOGIC5010	3,161,154.69	LOGIC   Operating LGIP	0.00	3,161,154.69	0.00	0.00	3,161,154.69
Withdraw	9/30/2023	LOGIC5010	6,500,000.00	LOGIC   Operating LGIP	0.00	6,500,000.00	0.00	0.00	6,500,000.00
<b>Subtotal</b>			<b>12,361,154.69</b>			<b>12,361,154.69</b>	<b>0.00</b>		<b>12,361,154.69</b>
<b>Total Sell Transactions</b>			<b>34,522,821.36</b>			<b>34,522,821.36</b>	<b>0.00</b>		<b>34,522,821.36</b>



## Town of Addison | TX Transaction Summary by Action All Portfolios

Begin Date: 6/30/2023, End Date: 9/30/2023

Action	Settlement Date	CUSIP	Face Amount / Shares	Description	Purchase Price	Principal	Interest / Dividends	YTM @ Cost	Total
<b>Interest/Dividends</b>									
Interest	7/1/2023	73358W4V3	0.00	Port Authority NY & NJ 1.086 7/1/2023		0.00	5,430.00	0.00	5,430.00
Interest	7/1/2023	56042RJ29	0.00	Maine Health & Higher Education 0.509 7/1/2023		0.00	636.25	0.00	636.25
Interest	7/1/2023	052392CR6	0.00	Austin Telco CU TX 5 1/26/2024		0.00	1,006.85	0.00	1,006.85
Interest	7/1/2023	92891CDA7	0.00	VYStar CU FL 5.2 3/10/2028-25		0.00	1,047.12	0.00	1,047.12
Interest	7/1/2023	60636UJQ3	0.00	Missouri State 0.704 1/1/2024-23		0.00	3,520.00	0.00	3,520.00
Interest	7/1/2023	53052LAG4	0.00	Liberty Federal CU IA 4.9 1/16/2024		0.00	1,019.60	0.00	1,019.60
Interest	7/1/2023	53052LAG4	0.00	Liberty Federal CU IA 4.9 1/16/2024		0.00	986.71	0.00	986.71
Interest	7/1/2023	56042RJ52	0.00	Maine Health & Higher Education 1.304 7/1/2026		0.00	1,304.00	0.00	1,304.00
Interest	7/1/2023	91476PDR6	0.00	University of Oklahoma OK 3.023 7/1/2025-22		0.00	4,534.50	0.00	4,534.50
Interest	7/1/2023	742404AK2	0.00	Princeton Theological Seminary 4.105 7/1/2023-23		0.00	20,525.00	0.00	20,525.00
Interest	7/1/2023	86666PAE8	0.00	Sun City Fire District AZ 1.707 7/1/2026-26		0.00	4,267.50	0.00	4,267.50
Interest	7/1/2023	650009S20	0.00	New York State NY 2.406 1/1/2026-25		0.00	4,812.00	0.00	4,812.00
Interest	7/1/2023	882874KQ2	0.00	Texas Womans University TX 4 7/1/2025		0.00	6,300.00	0.00	6,300.00
Interest	7/1/2023	679087FD3	0.00	Oklahoma State OK 5.34 7/1/2024-24		0.00	6,675.00	0.00	6,675.00
Interest	7/1/2023	56042RJ37	0.00	Maine Health & Higher Education 0.711 7/1/2024		0.00	888.75	0.00	888.75
Interest	7/1/2023	20772KJX8	0.00	Connecticut State GO CT 2.098 7/1/2025		0.00	2,465.15	0.00	2,465.15
Interest	7/1/2023	86666PAC2	0.00	Sun City Fire District AZ 1.099 7/1/2024		0.00	3,297.00	0.00	3,297.00
Interest	7/15/2023	20825WBN9	0.00	Connexus CR 5.4 6/15/2028-24		0.00	1,087.40	0.00	1,087.40
Interest	7/15/2023	576004GV1	0.00	Massachusetts State 3.564 7/15/2023-23		0.00	17,820.00	0.00	17,820.00
Interest	7/15/2023	798111HF0	0.00	San Joaquin Hills CA 2.153 1/15/2027-26		0.00	8,073.75	0.00	8,073.75
Interest	7/18/2023	17783PAH4	0.00	City Federal CU TX 4.9 1/18/2024		0.00	986.71	0.00	986.71
Interest	7/18/2023	920133AL9	0.00	Valley Strong CU CA 5.1 7/18/2025-23		0.00	1,026.99	0.00	1,026.99
Interest	7/18/2023	30960QAM9	0.00	Farmers Insurance Group 5 1/18/2024		0.00	1,006.85	0.00	1,006.85
Interest	7/19/2023	87868YAG8	0.00	Technology CU CA 5 1/21/2025		0.00	1,006.85	0.00	1,006.85
Interest	7/19/2023	3130AQJ87	0.00	FHLB 1.6 1/19/2027-22		0.00	8,000.00	0.00	8,000.00



## Town of Addison | TX Transaction Summary by Action All Portfolios

Begin Date: 6/30/2023, End Date: 9/30/2023

Action	Settlement Date	CUSIP	Face Amount / Shares	Description	Purchase Price	Principal	Interest / Dividends	YTM @ Cost	Total
Interest	7/19/2023	3130AQFK4	0.00	FHLB 0.76 1/19/2024		0.00	3,800.00	0.00	3,800.00
Interest	7/20/2023	04288LAA6	0.00	Arsenal CU MO 5.1 1/21/2025-24		0.00	1,026.99	0.00	1,026.99
Interest	7/20/2023	3130AN5K2	0.00	FFCB Step 7/20/2026		0.00	11,250.00	0.00	11,250.00
Interest	7/20/2023	77535MAM5	0.00	Rogue Univesity CU OR 5.1 1/20/2028-23		0.00	1,026.99	0.00	1,026.99
Interest	7/22/2023	89789AAH0	0.00	Truliant Federal CU 5.15 3/23/2026		0.00	1,037.05	0.00	1,037.05
Interest	7/22/2023	22551KAA0	0.00	City of Allen CU TX 3.2 7/22/2024		0.00	3,887.78	0.00	3,887.78
Interest	7/22/2023	3136G4A45	0.00	FNMA 0.71 7/22/2025-21		0.00	5,325.00	0.00	5,325.00
Interest	7/25/2023	3130ASKS7	0.00	FHLB 3.75 7/25/2024-22		0.00	18,750.00	0.00	18,750.00
Interest	7/25/2023	90307LAB0	0.00	Uncle CU CA 5 1/25/2024		0.00	1,006.85	0.00	1,006.85
Interest	7/26/2023	98138MBY5	0.00	Worker's CU MA 5.25 5/26/2028-23		0.00	1,057.19	0.00	1,057.19
Interest	7/27/2023	84611JAB9	0.00	Space Age Federal CU CO 5.05 1/26/2024		0.00	1,016.92	0.00	1,016.92
Interest	7/29/2023	3130AND72	0.00	FHLB 0.43 4/29/2024-21		0.00	2,150.00	0.00	2,150.00
Interest	7/29/2023	24951TAU9	0.00	DOC Federal CU 3.5 7/1/2024-22		0.00	704.79	0.00	704.79
Interest	7/31/2023	LOGIC5010	0.00	LOGIC   Operating LGIP		0.00	63,121.09	0.00	63,121.09
Interest	7/31/2023	TEXSTAR1110	0.00	TexSTAR   Operating LGIP		0.00	4,504.47	0.00	4,504.47
Interest	7/31/2023	91334AAL7	0.00	United Heritage CU TX 5.15 3/21/2025		0.00	1,071.62	0.00	1,071.62
Interest	7/31/2023	TEXASCLASS0001	0.00	Texas CLASS LGIP		0.00	16,213.78	0.00	16,213.78
Interest	7/31/2023	70962LBA9	0.00	Pentagon Federal CU 1.25 1/31/2025		0.00	260.10	0.00	260.10
Interest	7/31/2023	TEXPOOL0003	0.00	TexPool   General LGIP		0.00	4,525.63	0.00	4,525.63
Interest	8/1/2023	64971WDP2	0.00	New York City NY 3.78 2/1/2026-24		0.00	13,230.00	0.00	13,230.00
Interest	8/1/2023	79770GJA5	0.00	San Francisco CA 1.286 8/1/2024		0.00	2,925.65	0.00	2,925.65
Interest	8/1/2023	052392CR6	0.00	Austin Telco CU TX 5 1/26/2024		0.00	1,040.41	0.00	1,040.41
Interest	8/1/2023	92891CDA7	0.00	VYStar CU FL 5.2 3/10/2028-25		0.00	1,082.03	0.00	1,082.03
Interest	8/1/2023	68189TBA3	0.00	Omaha Special OB   Sinking 6.4 2/1/2026-17		0.00	13,600.00	0.00	13,600.00
Interest	8/1/2023	53052LAG4	0.00	Liberty Federal CU IA 4.9 1/16/2024		0.00	1,019.60	0.00	1,019.60
Interest	8/1/2023	882669BS2	0.00	Texas Public Finance TX 0.503 2/1/2024		0.00	2,515.00	0.00	2,515.00
Interest	8/1/2023	419791YT9	0.00	Hawaii State 5.33 2/1/2026-25		0.00	39,975.00	0.00	39,975.00



## Town of Addison | TX Transaction Summary by Action All Portfolios

Begin Date: 6/30/2023, End Date: 9/30/2023

Action	Settlement Date	CUSIP	Face Amount / Shares	Description	Purchase Price	Principal	Interest / Dividends	YTM @ Cost	Total
Interest	8/1/2023	345102PG6	0.00	Foothill-De Anza CC CA 0.906 8/1/2025-25		0.00	3,171.00	0.00	3,171.00
Interest	8/4/2023	443728GD6	0.00	Hudson County NJ 3.875 8/4/2023		0.00	38,642.36	0.00	38,642.36
Interest	8/10/2023	3133EMZ70	0.00	FFCB 0.48 2/10/2025-21		0.00	2,400.00	0.00	2,400.00
Interest	8/10/2023	3135G05R0	0.00	FNMA 0.3 8/10/2023-21		0.00	4,500.00	0.00	4,500.00
Interest	8/11/2023	795451AK9	0.00	Sallie Mae Bank UT 1.1 8/11/2026		0.00	1,336.42	0.00	1,336.42
Interest	8/15/2023	235308D75	0.00	Dallas ISD TX 4 8/15/2025		0.00	55,000.00	0.00	55,000.00
Interest	8/15/2023	20825WBN9	0.00	Connexus CR 5.4 6/15/2028-24		0.00	1,123.64	0.00	1,123.64
Interest	8/15/2023	067167YR1	0.00	Barbers Hill ISD TX 4 2/15/2026		0.00	10,000.00	0.00	10,000.00
Interest	8/15/2023	358782CW8	0.00	Frisco Economical Development TX 1.9 2/15/2028		0.00	4,750.00	0.00	4,750.00
Interest	8/15/2023	150461M57	0.00	City of Cedar Park TX 2.95 8/15/2025		0.00	34,810.00	0.00	34,810.00
Interest	8/15/2023	894673TA0	0.00	Tredyffrin Easttown SD PA 1.159 2/15/2026		0.00	1,593.63	0.00	1,593.63
Interest	8/15/2023	70914PME9	0.00	Pennsylvania State   Sinking 4.65 2/15/2026-26		0.00	26,388.75	0.00	26,388.75
Interest	8/18/2023	17783PAH4	0.00	City Federal CU TX 4.9 1/18/2024		0.00	1,019.60	0.00	1,019.60
Interest	8/18/2023	920133AL9	0.00	Valley Strong CU CA 5.1 7/18/2025-23		0.00	1,061.22	0.00	1,061.22
Interest	8/18/2023	30960QAM9	0.00	Farmers Insurance Group 5 1/18/2024		0.00	1,040.41	0.00	1,040.41
Interest	8/18/2023	3130AQPR8	0.00	FHLB Step 2/18/2027-22		0.00	6,500.00	0.00	6,500.00
Interest	8/19/2023	87868YAG8	0.00	Technology CU CA 5 1/21/2025		0.00	1,040.41	0.00	1,040.41
Interest	8/20/2023	04288LAA6	0.00	Arsenal CU MO 5.1 1/21/2025-24		0.00	1,061.22	0.00	1,061.22
Interest	8/20/2023	77535MAM5	0.00	Rogue Univesrity CU OR 5.1 1/20/2028-23		0.00	1,061.22	0.00	1,061.22
Interest	8/21/2023	3136G4N74	0.00	FNMA 0.56 8/21/2025-23		0.00	4,200.00	0.00	4,200.00
Interest	8/22/2023	89789AAH0	0.00	Truliant Federal CU 5.15 3/23/2026		0.00	1,071.62	0.00	1,071.62
Interest	8/25/2023	3130AJZJ1	0.00	FHLB 0.32 8/25/2023-21		0.00	4,266.67	0.00	4,266.67
Interest	8/25/2023	90307LAB0	0.00	Uncle CU CA 5 1/25/2024		0.00	1,040.41	0.00	1,040.41
Interest	8/26/2023	98138MBY5	0.00	Worker's CU MA 5.25 5/26/2028-23		0.00	1,092.43	0.00	1,092.43
Interest	8/27/2023	3134GYJB9	0.00	FHLMC 5.3 2/27/2026-23		0.00	26,500.00	0.00	26,500.00
Interest	8/27/2023	3136G4V59	0.00	FNMA 0.625 8/27/2025-21		0.00	4,687.50	0.00	4,687.50
Interest	8/27/2023	84611JAB9	0.00	Space Age Federal CU CO 5.05 1/26/2024		0.00	1,050.82	0.00	1,050.82



## Town of Addison | TX Transaction Summary by Action All Portfolios

Begin Date: 6/30/2023, End Date: 9/30/2023

Action	Settlement Date	CUSIP	Face Amount / Shares	Description	Purchase Price	Principal	Interest / Dividends	YTM @ Cost	Total
Interest	8/29/2023	24951TAU9	0.00	DOC Federal CU 3.5 7/1/2024-22		0.00	728.29	0.00	728.29
Interest	8/31/2023	LOGIC5010	0.00	LOGIC   Operating LGIP		0.00	73,973.07	0.00	73,973.07
Interest	8/31/2023	TEXSTAR1110	0.00	TexSTAR   Operating LGIP		0.00	4,686.82	0.00	4,686.82
Interest	8/31/2023	91334AAL7	0.00	United Heritage CU TX 5.15 3/21/2025		0.00	1,071.62	0.00	1,071.62
Interest	8/31/2023	TEXASCLASS0001	0.00	Texas CLASS LGIP		0.00	16,749.79	0.00	16,749.79
Interest	8/31/2023	70962LBA9	0.00	Pentagon Federal CU 1.25 1/31/2025		0.00	260.10	0.00	260.10
Interest	8/31/2023	TEXPOOL0003	0.00	TexPool   General LGIP		0.00	4,705.92	0.00	4,705.92
Interest	9/1/2023	57419TDX6	0.00	Maryland State 2.198 3/1/2025-25		0.00	2,912.35	0.00	2,912.35
Interest	9/1/2023	61945DAZ4	0.00	Mosaic District VA 1.711 3/1/2026-26		0.00	2,138.75	0.00	2,138.75
Interest	9/1/2023	052392CR6	0.00	Austin Telco CU TX 5 1/26/2024		0.00	1,040.41	0.00	1,040.41
Interest	9/1/2023	473142QW0	0.00	Jefferson County MO 0.65 3/1/2024		0.00	650.00	0.00	650.00
Interest	9/1/2023	92891CDA7	0.00	VYStar CU FL 5.2 3/10/2028-25		0.00	1,082.03	0.00	1,082.03
Interest	9/1/2023	473142QY6	0.00	Jefferson County MO 1.2 3/1/2026		0.00	1,800.00	0.00	1,800.00
Interest	9/1/2023	59447TXA6	0.00	Michigan State   Sinking 2.366 9/1/2049-24		0.00	11,830.00	0.00	11,830.00
Interest	9/1/2023	53052LAG4	0.00	Liberty Federal CU IA 4.9 1/16/2024		0.00	1,019.60	0.00	1,019.60
Interest	9/1/2023	473142QX8	0.00	Jefferson County MO 0.95 3/1/2025		0.00	1,330.00	0.00	1,330.00
Interest	9/1/2023	927781VU5	0.00	Virginia College VA 4.75 9/1/2024-24		0.00	17,931.25	0.00	17,931.25
Interest	9/8/2023	38149MZJ5	0.00	Goldman Sachs Bank 1.05 9/8/2026		0.00	1,296.82	0.00	1,296.82
Interest	9/13/2023	3134GYK76	0.00	FHLMC 5.625 3/13/2026-23		0.00	56,250.00	0.00	56,250.00
Interest	9/15/2023	20772KEU9	0.00	Connecticut State GO CT 3.621 9/15/2023		0.00	18,105.00	0.00	18,105.00
Interest	9/15/2023	20825WBN9	0.00	Connexus CR 5.4 6/15/2028-24		0.00	1,123.64	0.00	1,123.64
Interest	9/15/2023	20772GE61	0.00	Connecticut State GO CT 5.73 3/15/2024		0.00	34,523.25	0.00	34,523.25
Interest	9/17/2023	36266LAB2	0.00	GHS Federal CU 5.6 8/17/2028-25		0.00	1,165.26	0.00	1,165.26
Interest	9/17/2023	05580AD68	0.00	BMW Bank UT 0.65 9/17/2024		0.00	802.79	0.00	802.79
Interest	9/17/2023	87165FA20	0.00	Synchrony Bank 0.65 9/17/2024		0.00	802.79	0.00	802.79
Interest	9/18/2023	17783PAH4	0.00	City Federal CU TX 4.9 1/18/2024		0.00	1,019.60	0.00	1,019.60
Interest	9/18/2023	920133AL9	0.00	Valley Strong CU CA 5.1 7/18/2025-23		0.00	1,061.22	0.00	1,061.22
Interest	9/18/2023	30960QAM9	0.00	Farmers Insurance Group 5 1/18/2024		0.00	1,040.41	0.00	1,040.41



## Town of Addison | TX Transaction Summary by Action All Portfolios

Begin Date: 6/30/2023, End Date: 9/30/2023

Action	Settlement Date	CUSIP	Face Amount / Shares	Description	Purchase Price	Principal	Interest / Dividends	YTM @ Cost	Total
Interest	9/19/2023	87868YAG8	0.00	Technology CU CA 5 1/21/2025		0.00	1,040.41	0.00	1,040.41
Interest	9/20/2023	3130AV5J7	0.00	FHLB Step 3/20/2024-23		0.00	26,250.00	0.00	26,250.00
Interest	9/20/2023	04288LAA6	0.00	Arsenal CU MO 5.1 1/21/2025-24		0.00	1,061.22	0.00	1,061.22
Interest	9/20/2023	77535MAM5	0.00	Rogue Univesity CU OR 5.1 1/20/2028-23		0.00	1,061.22	0.00	1,061.22
Interest	9/22/2023	89789AAH0	0.00	Truliant Federal CU 5.15 3/23/2026		0.00	1,071.62	0.00	1,071.62
Interest	9/22/2023	130162AF7	0.00	California CU CA 4.1 9/22/2023		0.00	10,017.48	0.00	10,017.48
Interest	9/24/2023	3134GWUG9	0.00	FHLMC 0.57 9/24/2025-21		0.00	5,700.00	0.00	5,700.00
Interest	9/25/2023	90307LAB0	0.00	Uncle CU CA 5 1/25/2024		0.00	1,040.41	0.00	1,040.41
Interest	9/26/2023	98138MBY5	0.00	Worker's CU MA 5.25 5/26/2028-23		0.00	1,092.43	0.00	1,092.43
Interest	9/27/2023	84611JAB9	0.00	Space Age Federal CU CO 5.05 1/26/2024		0.00	1,050.82	0.00	1,050.82
Interest	9/28/2023	3134GYND0	0.00	FHLMC Step 3/28/2025-23		0.00	27,500.00	0.00	27,500.00
Interest	9/28/2023	856285XL0	0.00	State Bank of India NY 1.15 9/28/2026		0.00	1,420.33	0.00	1,420.33
Interest	9/29/2023	3130ATDT1	0.00	FHLB 4.02 9/29/2023		0.00	40,200.00	0.00	40,200.00
Interest	9/29/2023	3130ARCD1	0.00	FHLB Step 3/29/2027-22		0.00	12,500.00	0.00	12,500.00
Interest	9/29/2023	24951TAU9	0.00	DOC Federal CU 3.5 7/1/2024-22		0.00	728.29	0.00	728.29
Interest	9/30/2023	LOGIC5010	0.00	LOGIC   Operating LGIP		0.00	110,040.21	0.00	110,040.21
Interest	9/30/2023	TEXSTAR1110	0.00	TexSTAR   Operating LGIP		0.00	4,567.27	0.00	4,567.27
Interest	9/30/2023	91334AAL7	0.00	United Heritage CU TX 5.15 3/21/2025		0.00	1,037.05	0.00	1,037.05
Interest	9/30/2023	3130AP6D2	0.00	FHLB 1 9/30/2026-22		0.00	5,000.00	0.00	5,000.00
Interest	9/30/2023	3130AP2G9	0.00	FHLB 0.75 12/30/2025-22		0.00	3,750.00	0.00	3,750.00
Interest	9/30/2023	TEXASCLASS0001	0.00	Texas CLASS LGIP		0.00	16,420.68	0.00	16,420.68
Interest	9/30/2023	3130AT6R3	0.00	FHLB Step 9/30/2027-22		0.00	22,500.00	0.00	22,500.00
Interest	9/30/2023	70962LBA9	0.00	Pentagon Federal CU 1.25 1/31/2025		0.00	251.71	0.00	251.71
Interest	9/30/2023	TEXPOOL0003	0.00	TexPool   General LGIP		0.00	4,589.28	0.00	4,589.28
<b>Subtotal</b>			<b>0.00</b>			<b>0.00</b>	<b>1,126,248.46</b>		<b>1,126,248.46</b>
<b>Total Interest/Dividends</b>			<b>0.00</b>			<b>0.00</b>	<b>1,126,248.46</b>		<b>1,126,248.46</b>