

Town of Addison



For the Quarter Ended

June 30, 2018

Report Name

- Certification Page
- Executive Summary
- Benchmark Comparison
- Detail of Security Holdings
- Change in Value
- Earned Income
- Investment Transactions
- Amortization and Accretion
- Projected Fixed Income Cash Flows

MARKET RECAP - JUNE 2018:

The key economic indicators released during June showed a strengthening economy with growing inflationary pressures. Nonfarm payrolls rose by +223k in May, well above the +190k median forecast, while prior month revisions added another +14k. Headline unemployment fell from 3.9% to 3.8%, the lowest since 1969, while the broader U6 “under-employment” rate fell from 7.8% to 7.6%, the lowest since December 2000. Average hourly earnings rose by a greater-than-expected +0.3% in May, pushing year-over-year wage inflation up from 2.56% to 2.71%. The ISM manufacturing index rebounded in May after slipping for two straight months. The 58.7 reading was within two points of the 14-year high set in February. Factory input prices continue to climb as the 79.5 reading on the ISM prices paid index was the highest since April 2011. The ISM non-manufacturing index rose by 1.8 points in May to 58.6, within 1.3 points of the 13-year high set in January. Retail sales unexpectedly jumped +0.8% in May, doubling the expected increase with the strongest monthly advance since November. Weak consumer spending held back first quarter economic growth, but the last three months have been quite solid. According to Bloomberg, retail sales are now tracking at a +5.9% year-over-year pace. Inflation firmed during May with the year-over-year consumer price index pushing up to +2.8% at the headline and +2.2% at the core. Producer prices also rose more than expected in May with the year-over-year headline PPI running at +3.1%, the highest since January 2012, and the core at +2.6%.

As expected, the Fed’s policy setting Federal Open Market Committee raised the overnight fed funds target by 25 basis points to a new range of 1.75% - 2.00%. It was the seventh quarter-point increase since 2015. The statement tilted slightly hawkish compared to the previous statement, noting that “economic activity has been rising at a solid rate” versus just “moderate” previously; that the unemployment rate had “declined” versus “stayed low;” and household spending “has picked up” versus “moderated.” The summary of economic projections, better known as the dot plot, also took a hawkish tilt with a lower unemployment rate, faster GDP growth for 2018, higher PCE for 2018, and a quicker pace of rate of hikes that now indicates a total of four 25 basis point hikes in 2018 versus three previously.

Financial markets don’t seem to share the optimistic viewpoint painted by the data and seemingly validated by the Fed’s action. Instead, markets are focusing on the burgeoning prospects of a trade war as the Trump administration and our global trading partners sink deeper into a spat of tit-for-tat tariffs. When President Trump implemented new 25% tariffs on \$50 billion worth of Chinese goods, China quickly retaliated with 25% tariffs on \$34 billion of U.S. goods. Trump responded by asking his staff to identify another \$200 billion of Chinese products that could have tariffs imposed. Commerce Secretary Wilbur Ross has said the ultimate objective is to remove barriers, “We’re going to fix the problem of protectionism around the world and we’re going to fix it by making it more painful for those countries to do bad practices than to do the right thing, which is to lower the trade barriers and lower their tariffs.” Our trading partners, particularly Canada, Mexico, the EU and China are fighting back, initiating retaliatory tariffs on U.S. goods. State controlled media in China wrote, “If Trump continues to escalate trade tensions with China, we cannot rule out the possibility that China will strike back by adopting a hardline approach targeting Dow Jones Index giants.” The major U.S. equity indexes have taken notice with the Dow down 2% for the year and nearly 9% below its high, and the S&P 500 about 5% below its high. Bond yields fell during the month, despite the Fed rate hike and hotter inflation data, with the yield curve flattening as the two-year Treasury note yield closed the month at 2.53% while the 10-year T-note yield slipped to 2.86%.

For the Quarter Ended
June 30, 2018

This report is prepared for the **Town of Addison** (the "Entity") in accordance with Chapter 2256 of the Texas Public Funds Investment Act ("PFIA"). Section 2256.023(a) of the PFIA states that: "Not less than quarterly, the investment officer shall prepare and submit to the governing body of the entity a written report of the investment transactions for all funds covered by this chapter for the preceding reporting period." This report is signed by the Entity's investment officers and includes the disclosures required in the PFIA. To the extent possible, market prices have been obtained from independent pricing sources.

The investment portfolio complied with the PFIA and the Entity's approved Investment Policy and Strategy throughout the period. All investment transactions made in the portfolio during this period were made on behalf of the Entity and were made in full compliance with the PFIA and the approved Investment Policy.

Officer Names and Titles:

Name: Olivia Espinoza-Riley, CPA Title: Chief Financial Officer

Name: Amanda D. Turner, CPA Title: Controller

Name: Cheryl Delaney Title: Deputy City Manager

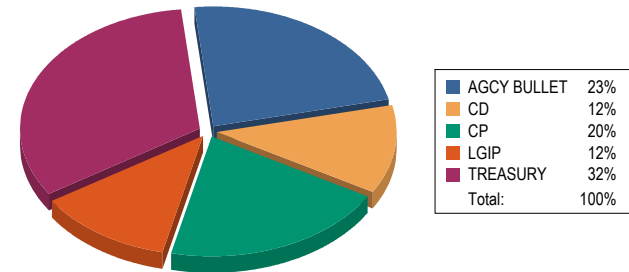
Account Summary

Allocation by Security Type

Beginning Values as of 03/31/18

Ending Values as of 06/30/18

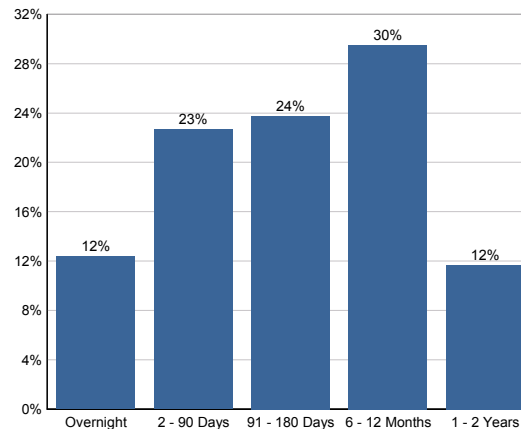
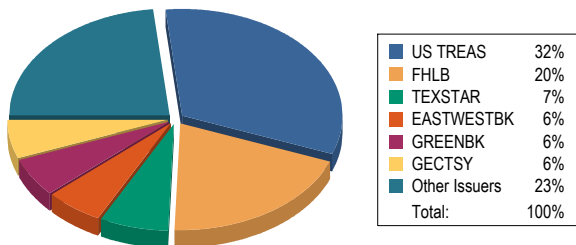
Par Value	88,173,887.15	86,232,276.46
Market Value	87,871,927.15	85,843,131.96
Book Value	87,957,178.09	85,896,705.26
Unrealized Gain/(Loss)	(85,250.94)	(53,573.30)
Market Value %	99.90%	99.94%
Weighted Avg. YTW	1.482%	1.829%
Weighted Avg. YTM	1.482%	1.829%



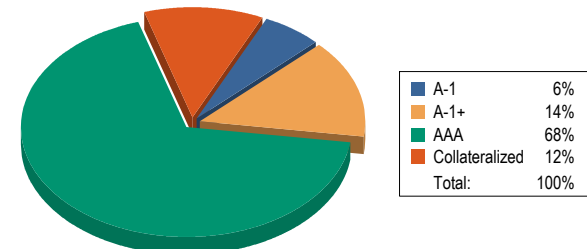
Allocation by Issuer

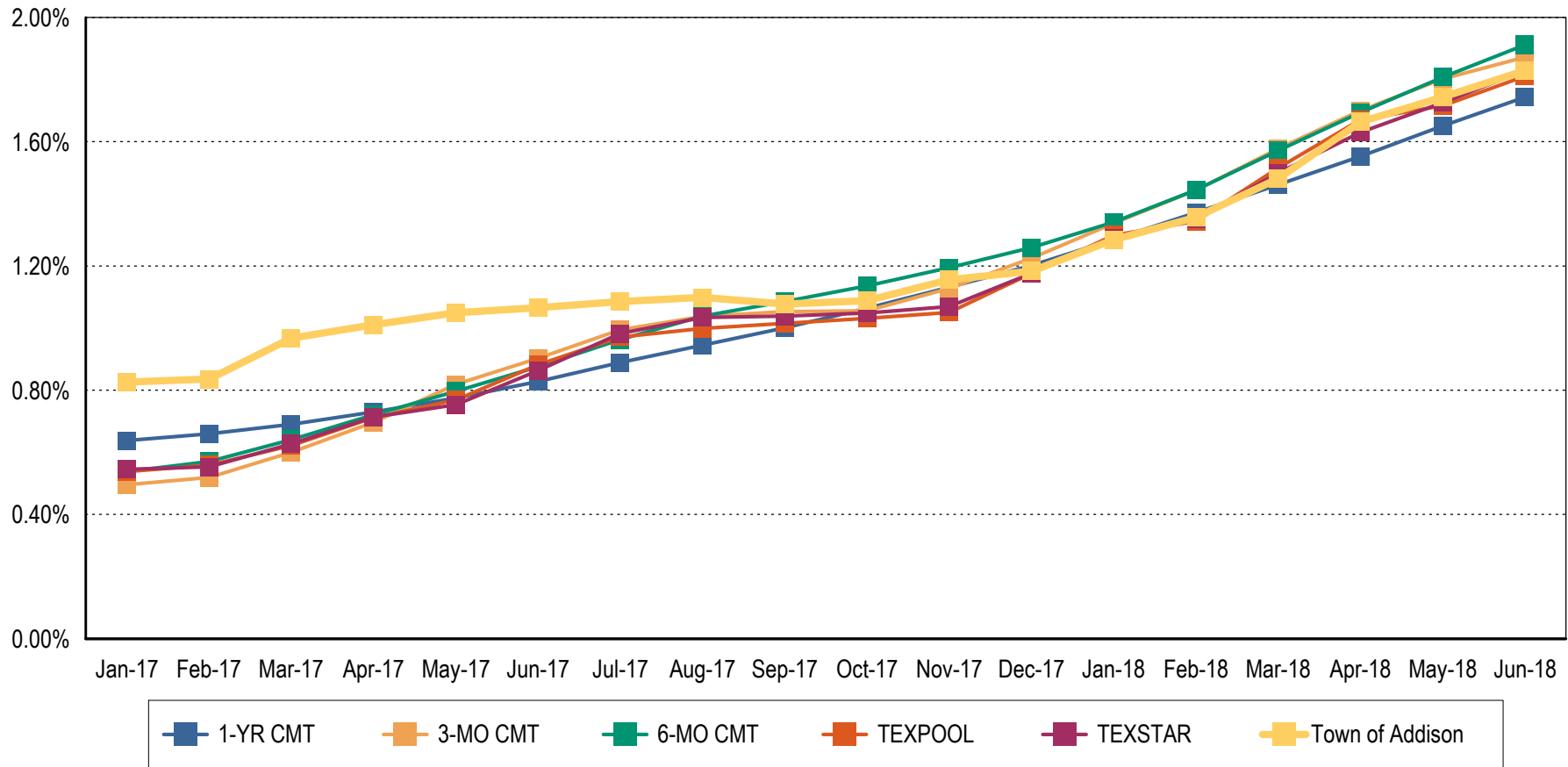
Maturity Distribution %

Credit Quality



Weighted Average Days to Maturity: 173





Note 1: CMT stands for Constant Maturity Treasury. This data is published in Federal Reserve Statistical Release H.15 and represents an average of all actively traded Treasury securities having that time remaining until maturity. This is a standard industry benchmark for Treasury securities. The CMT benchmarks are moving averages. The 3-month CMT is the daily average for the previous 3 months, the 6-month CMT is the daily average for the previous 6 months, and the 1-year and 2-year CMT's are the daily averages for the previous 12-months.

Note 2: Benchmark data for TexPool is the monthly average yield.

Note 3: Benchmark data for TexSTAR is the monthly average yield.

CUSIP	Settle Date	Sec. Type	Sec. Description	CPN	Mty Date	Next Call	Call Type	Par Value	Purch Price	Orig Cost	Book Value	Mkt Price	Market Value	Days to Mty	Days to Call	YTM	YTW
Pooled Funds																	
TEXPOOL		LGIP	TexPool					4,705,560.99	100.000	4,705,560.99	4,705,560.99	100.000	4,705,560.99	1		1.811	1.811
TEXSTAR		LGIP	TexSTAR					5,934,388.27	100.000	5,934,388.27	5,934,388.27	100.000	5,934,388.27	1		1.830	1.830
46640QG62	03/08/18	CP - DISC	J.P.Morgan Sec		07/06/18			2,500,000.00	99.300	2,482,500.00	2,499,270.83	99.962	2,499,052.50	6		2.115	2.115
912828XK1	04/21/17	TREAS NOTE	U.S. Treasury	0.875	07/15/18			2,000,000.00	99.719	1,994,375.00	1,999,823.30	99.967	1,999,338.00	15		1.105	1.105
912828K82	11/01/17	TREAS NOTE	U.S. Treasury	1.000	08/15/18			2,500,000.00	99.691	2,492,285.16	2,498,782.28	99.894	2,497,340.00	46		1.395	1.395
912828RE2	11/27/17	TREAS NOTE	U.S. Treasury	1.500	08/31/18			5,000,000.00	99.938	4,996,875.00	4,999,322.35	99.932	4,996,600.00	62		1.582	1.582
48306BJ63	04/13/18	CP - DISC	Kaiser Foundation Hospital		09/06/18			2,000,000.00	99.047	1,980,938.89	1,991,252.78	99.552	1,991,034.00	68		2.373	2.373
78009BJ78	03/08/18	CP - DISC	Royal Bank of Canada		09/07/18			2,500,000.00	98.902	2,472,550.00	2,489,800.00	99.588	2,489,697.50	69		2.184	2.184
313375K48	03/28/17	AGCY BULET	FHLB	2.000	09/14/18			3,000,000.00	101.196	3,035,880.00	3,005,008.41	99.979	2,999,367.00	76		1.172	1.172
912828L81	11/01/17	TREAS NOTE	U.S. Treasury	0.875	10/15/18			2,500,000.00	99.453	2,486,328.13	2,495,833.78	99.678	2,491,950.00	107		1.455	1.455
36164KKS9	01/29/18	CP - DISC	GE Capital Treasury		10/26/18			5,000,000.00	98.515	4,925,750.00	4,967,825.00	99.234	4,961,705.00	118		2.010	2.010
89233HL28	02/08/18	CP - DISC	Toyota Mtr Cr		11/02/18			4,000,000.00	98.509	3,940,370.00	3,972,306.68	99.186	3,967,436.00	125		2.040	2.040
912828M64	01/08/18	TREAS NOTE	U.S. Treasury	1.250	11/15/18			5,000,000.00	99.551	4,977,539.06	4,990,154.30	99.711	4,985,545.00	138		1.784	1.784
912828N22	02/08/18	TREAS NOTE	U.S. Treasury	1.250	12/15/18			4,000,000.00	99.484	3,979,375.00	3,988,891.36	99.609	3,984,376.00	168		1.864	1.864
46640QNJ6	04/24/18	CP - DISC	J.P.Morgan Sec		01/18/19			1,500,000.00	98.102	1,471,530.83	1,478,727.50	98.587	1,478,803.50	202		2.589	2.589
CD-3820-2	01/30/16	CD	Green Bk CD	1.000	01/29/19			5,000,000.00	100.000	5,000,000.00	5,000,000.00	100.000	5,000,000.00	213		1.000	1.000
3135G0J53	04/13/18	AGCY BULET	FNMA	1.000	02/26/19			3,000,000.00	99.030	2,970,887.31	2,978,108.97	99.185	2,975,562.00	241		2.132	2.132
3130AAXX1	03/07/18	AGCY BULET	FHLB	1.375	03/18/19			5,000,000.00	99.254	4,962,700.00	4,974,106.05	99.358	4,967,910.00	261		2.110	2.110
912828Q52	04/13/18	TREAS NOTE	U.S. Treasury	0.875	04/15/19			2,000,000.00	98.750	1,975,000.00	1,980,338.90	98.898	1,977,968.00	289		2.138	2.138
3130ABF92	04/13/18	AGCY BULET	FHLB	1.375	05/28/19			4,000,000.00	99.075	3,963,000.00	3,970,091.36	99.113	3,964,516.00	332		2.211	2.211
313379EE5	05/11/18	AGCY BULET	FHLB	1.625	06/14/19			5,000,000.00	99.209	4,960,450.00	4,965,466.00	99.274	4,963,710.00	349		2.363	2.363
CD-8603	07/28/16	CD	East West Bk CD	0.950	07/28/19			5,092,327.20	100.000	5,092,327.20	5,092,327.20	100.000	5,092,327.20	393		0.950	0.950
912828TN0	06/08/18	TREAS NOTE	U.S. Treasury	1.000	08/31/19			5,000,000.00	98.301	4,915,039.06	4,919,318.95	98.379	4,918,945.00	427		2.412	2.412
Total for Pooled Funds								86,232,276.46	99.404	85,715,649.90	85,896,705.26	99.551	85,843,131.96	173		1.829	1.829
Total for Town of Addison								86,232,276.46	99.404	85,715,649.90	85,896,705.26	99.551	85,843,131.96	173		1.829	1.829

CUSIP	Security Type	Security Description	03/31/18 Book Value	Cost of Purchases	Maturities / Calls / Sales	Amortization / Accretion	Realized Gain/(Loss)	06/30/18 Book Value	03/31/18 Market Value	06/30/18 Market Value	Change in Mkt Value
Pooled Funds											
TEXPOOL	LGIP	TexPool	4,685,297.10	20,263.89	0.00	0.00	0.00	4,705,560.99	4,685,297.10	4,705,560.99	20,263.89
TEXSTAR	LGIP	TexSTAR	8,408,309.56	17,586.07	(2,491,507.36)	0.00	0.00	5,934,388.27	8,408,309.56	5,934,388.27	(2,473,921.29)
3133EFJM0	AGCY CALL	FFCB 0.930 04/13/18	9,999,732.50	0.00	(10,000,000.00)	267.50	0.00	0.00	9,997,370.00	0.00	(9,997,370.00)
46640QDP3	CP - DISC	J.P.Morgan Sec 0.000 04/23/18	1,998,154.44	0.00	(2,000,000.00)	1,845.56	0.00	0.00	1,997,326.00	0.00	(1,997,326.00)
3134G9JD0	AGCY CALL	FHLMC 1.000 05/11/18	4,999,187.40	0.00	(5,000,000.00)	812.60	0.00	0.00	4,995,660.00	0.00	(4,995,660.00)
313379DT3	AGCY BULET	FHLB 1.250 06/08/18	5,001,020.10	0.00	(5,000,000.00)	(1,020.10)	0.00	0.00	4,995,070.00	0.00	(4,995,070.00)
46640QG62	CP - DISC	J.P.Morgan Sec 0.000 07/06/18	2,486,000.00	0.00	0.00	13,270.83	0.00	2,499,270.83	2,483,685.00	2,499,052.50	15,367.50
912828XK1	TREAS NOTE	U.S. Treasury 0.875 07/15/18	1,998,674.76	0.00	0.00	1,148.54	0.00	1,999,823.30	1,994,580.00	1,999,338.00	4,758.00
912828K82	TREAS NOTE	U.S. Treasury 1.000 08/15/18	2,496,319.75	0.00	0.00	2,462.53	0.00	2,498,782.28	2,492,090.00	2,497,340.00	5,250.00
912828RE2	TREAS NOTE	U.S. Treasury 1.500 08/31/18	4,998,311.40	0.00	0.00	1,010.95	0.00	4,999,322.35	4,991,640.00	4,996,600.00	4,960.00
48306BJ63	CP - DISC	Kaiser Foundation Hospital 0.000 09/06/18	0.00	1,980,938.89	0.00	10,313.89	0.00	1,991,252.78	0.00	1,991,034.00	1,991,034.00
78009BJ78	CP - DISC	Royal Bank of Canada 0.000 09/07/18	2,476,150.00	0.00	0.00	13,650.00	0.00	2,489,800.00	2,473,555.00	2,489,697.50	16,142.50
313375K48	AGCY BULET	FHLB 2.000 09/14/18	3,011,183.16	0.00	0.00	(6,174.75)	0.00	3,005,008.41	3,000,063.00	2,999,367.00	(696.00)
912828L81	TREAS NOTE	U.S. Treasury 0.875 10/15/18	2,492,257.63	0.00	0.00	3,576.15	0.00	2,495,833.78	2,485,255.00	2,491,950.00	6,695.00
36164KKS9	CP - DISC	GE Capital Treasury 0.000 10/26/18	4,942,800.00	0.00	0.00	25,025.00	0.00	4,967,825.00	4,933,065.00	4,961,705.00	28,640.00
89233HL28	CP - DISC	Toyota Mtr Cr 0.000 11/02/18	3,951,983.32	0.00	0.00	20,323.36	0.00	3,972,306.68	3,942,788.00	3,967,436.00	24,648.00
912828M64	TREAS NOTE	U.S. Treasury 1.250 11/15/18	4,983,576.15	0.00	0.00	6,578.15	0.00	4,990,154.30	4,976,365.00	4,985,545.00	9,180.00
912828N22	TREAS NOTE	U.S. Treasury 1.250 12/15/18	3,982,835.68	0.00	0.00	6,055.68	0.00	3,988,891.36	3,977,968.00	3,984,376.00	6,408.00
46640QNJ6	CP - DISC	J.P.Morgan Sec 0.000 01/18/19	0.00	1,471,530.83	0.00	7,196.67	0.00	1,478,727.50	0.00	1,478,803.50	1,478,803.50
CD-3820-2	CD	Green Bk CD 1.000 01/29/19	5,000,000.00	0.00	0.00	0.00	0.00	5,000,000.00	5,000,000.00	5,000,000.00	0.00
3135G0J53	AGCY BULET	FNMA 1.000 02/26/19	0.00	2,970,887.31	0.00	7,221.66	0.00	2,978,108.97	0.00	2,975,562.00	2,975,562.00
3130AAXX1	AGCY BULET	FHLB 1.375 03/18/19	4,965,104.65	0.00	0.00	9,001.40	0.00	4,974,106.05	4,961,560.00	4,967,910.00	6,350.00
912828Q52	TREAS NOTE	U.S. Treasury 0.875 04/15/19	0.00	1,975,000.00	0.00	5,338.90	0.00	1,980,338.90	0.00	1,977,968.00	1,977,968.00
3130ABF92	AGCY BULET	FHLB 1.375 05/28/19	0.00	3,963,000.00	0.00	7,091.36	0.00	3,970,091.36	0.00	3,964,516.00	3,964,516.00
313379EE5	AGCY BULET	FHLB 1.625 06/14/19	0.00	4,960,450.00	0.00	5,016.00	0.00	4,965,466.00	0.00	4,963,710.00	4,963,710.00
CD-8603	CD	East West Bk CD 0.950 07/28/19	5,080,280.49	12,046.71	0.00	0.00	0.00	5,092,327.20	5,080,280.49	5,092,327.20	12,046.71
912828TN0	TREAS NOTE	U.S. Treasury 1.000 08/31/19	0.00	4,915,039.06	0.00	4,279.89	0.00	4,919,318.95	0.00	4,918,945.00	4,918,945.00
Total for Pooled Funds			87,957,178.09	22,286,742.76	(24,491,507.36)	144,291.77	0.00	85,896,705.26	87,871,927.15	85,843,131.96	(2,028,795.19)
Total for Town of Addison			87,957,178.09	22,286,742.76	(24,491,507.36)	144,291.77	0.00	85,896,705.26	87,871,927.15	85,843,131.96	(2,028,795.19)

CUSIP	Security Type	Security Description	Beg. Accrued	Interest Earned	Interest Rec'd / Sold / Matured	Interest Purchased	Ending Accrued	Disc Accr / Prem Amort	Net Income
Pooled Funds									
TEXPOOL	LGIP	TexPool	0.00	20,263.89	20,263.89	0.00	0.00	0.00	20,263.89
TEXSTAR	LGIP	TexSTAR	0.00	26,078.71	26,078.71	0.00	0.00	0.00	26,078.71
3133EFJM0	AGCY CALL	FFCB 0.930 04/13/18	43,400.00	3,100.00	46,500.00	0.00	0.00	267.50	3,367.50
46640QDP3	CP - DISC	J.P.Morgan Sec 0.000 04/23/18	0.00	0.00	0.00	0.00	0.00	1,845.56	1,845.56
3134G9JD0	AGCY CALL	FHLMC 1.000 05/11/18	19,444.44	5,555.56	25,000.00	0.00	0.00	812.60	6,368.16
313379DT3	AGCY BULET	FHLB 1.250 06/08/18	19,618.06	11,631.94	31,250.00	0.00	0.00	(1,020.10)	10,611.84
46640QG62	CP - DISC	J.P.Morgan Sec 0.000 07/06/18	0.00	0.00	0.00	0.00	0.00	13,270.83	13,270.83
912828XK1	TREAS NOTE	U.S. Treasury 0.875 07/15/18	3,674.03	4,399.17	0.00	0.00	8,073.20	1,148.54	5,547.71
912828K82	TREAS NOTE	U.S. Treasury 1.000 08/15/18	3,107.73	6,284.54	0.00	0.00	9,392.27	2,462.53	8,747.07
912828RE2	TREAS NOTE	U.S. Treasury 1.500 08/31/18	6,521.74	18,546.19	0.00	0.00	25,067.93	1,010.95	19,557.14
48306BJ63	CP - DISC	Kaiser Foundation Hospital 0.000 09/06/18	0.00	0.00	0.00	0.00	0.00	10,313.89	10,313.89
78009BJ78	CP - DISC	Royal Bank of Canada 0.000 09/07/18	0.00	0.00	0.00	0.00	0.00	13,650.00	13,650.00
313375K48	AGCY BULET	FHLB 2.000 09/14/18	2,833.33	15,000.00	0.00	0.00	17,833.33	(6,174.75)	8,825.25
912828L81	TREAS NOTE	U.S. Treasury 0.875 10/15/18	10,096.15	5,443.47	10,937.50	0.00	4,602.12	3,576.15	9,019.62
36164KKS9	CP - DISC	GE Capital Treasury 0.000 10/26/18	0.00	0.00	0.00	0.00	0.00	25,025.00	25,025.00
89233HL28	CP - DISC	Toyota Mtr Cr 0.000 11/02/18	0.00	0.00	0.00	0.00	0.00	20,323.36	20,323.36
912828M64	TREAS NOTE	U.S. Treasury 1.250 11/15/18	23,653.31	15,579.03	31,250.00	0.00	7,982.34	6,578.15	22,157.18
912828N22	TREAS NOTE	U.S. Treasury 1.250 12/15/18	14,697.80	12,487.99	25,000.00	0.00	2,185.79	6,055.68	18,543.67
46640QNJ6	CP - DISC	J.P.Morgan Sec 0.000 01/18/19	0.00	0.00	0.00	0.00	0.00	7,196.67	7,196.67
CD-3820-2	CD	Green Bk CD 1.000 01/29/19	8,493.15	12,465.76	12,328.77	0.00	8,630.14	0.00	12,465.76
3135G0J53	AGCY BULET	FNMA 1.000 02/26/19	0.00	6,500.00	0.00	(3,916.67)	10,416.67	7,221.66	13,721.66
3130AAXX1	AGCY BULET	FHLB 1.375 03/18/19	2,482.64	17,187.50	0.00	0.00	19,670.14	9,001.40	26,188.90
912828Q52	TREAS NOTE	U.S. Treasury 0.875 04/15/19	0.00	3,777.84	8,750.00	(8,653.85)	3,681.69	5,338.90	9,116.74
3130ABF92	AGCY BULET	FHLB 1.375 05/28/19	0.00	11,916.67	27,500.00	(20,625.00)	5,041.67	7,091.36	19,008.03
313379EE5	AGCY BULET	FHLB 1.625 06/14/19	0.00	11,284.73	40,625.00	(33,177.08)	3,836.81	5,016.00	16,300.73
CD-8603	CD	East West Bk CD 0.950 07/28/19	132.23	12,047.02	12,046.71	0.00	132.54	0.00	12,047.02
912828TN0	TREAS NOTE	U.S. Treasury 1.000 08/31/19	0.00	3,125.00	0.00	(13,586.96)	16,711.96	4,279.89	7,404.89
Total for Pooled Funds			158,154.61	222,675.01	317,530.58	(79,959.56)	143,258.60	144,291.77	366,966.78
Total for Town of Addison			158,154.61	222,675.01	317,530.58	(79,959.56)	143,258.60	144,291.77	366,966.78

Trade Date	Settle Date	CUSIP	Security Type	Security Description	Coupon	Mty Date	Call Date	Par Value	Price	Principal Amount	Int Purchased / Received	Total Amount	Realized Gain / Loss	YTM	YTW
Pooled Funds															
Maturities															
04/13/18	04/13/18	3133EFJM0	AGCY CALL	FFCB	0.930	04/13/18		10,000,000.00	100.000	10,000,000.00	0.00	10,000,000.00		1.011	
04/23/18	04/23/18	46640QDP3	CP - DISC	J.P.Morgan Sec		04/23/18		2,000,000.00	100.000	2,000,000.00	0.00	2,000,000.00		1.527	
05/11/18	05/11/18	3134G9JD0	AGCY CALL	FHLMC	1.000	05/11/18		5,000,000.00	100.000	5,000,000.00	0.00	5,000,000.00		1.147	
06/08/18	06/08/18	313379DT3	AGCY BULET	FHLB	1.250	06/08/18		5,000,000.00	100.000	5,000,000.00	0.00	5,000,000.00		1.140	
Total for: Maturities								22,000,000.00		22,000,000.00	0.00	22,000,000.00		1.118	
Purchases															
04/11/18	04/13/18	3135G0J53	AGCY BULET	FNMA	1.000	02/26/19		3,000,000.00	99.030	2,970,887.31	3,916.67	2,974,803.98		2.132	2.132
04/11/18	04/13/18	912828Q52	TREAS NOTE	U.S. Treasury	0.875	04/15/19		2,000,000.00	98.750	1,975,000.00	8,653.85	1,983,653.85		2.138	2.138
04/12/18	04/13/18	3130ABF92	AGCY BULET	FHLB	1.375	05/28/19		4,000,000.00	99.075	3,963,000.00	20,625.00	3,983,625.00		2.211	2.211
04/12/18	04/13/18	48306BJ63	CP - DISC	Kaiser Foundation Hospital		09/06/18		2,000,000.00	99.047	1,980,938.89	0.00	1,980,938.89		2.373	2.373
04/23/18	04/24/18	46640QNJ6	CP - DISC	J.P.Morgan Sec		01/18/19		1,500,000.00	98.102	1,471,530.83	0.00	1,471,530.83		2.589	2.589
05/09/18	05/11/18	313379EE5	AGCY BULET	FHLB	1.625	06/14/19		5,000,000.00	99.209	4,960,450.00	33,177.08	4,993,627.08		2.363	2.363
06/06/18	06/08/18	912828TN0	TREAS NOTE	U.S. Treasury	1.000	08/31/19		5,000,000.00	98.301	4,915,039.06	13,586.96	4,928,626.02		2.412	2.412
Total for: Purchases								22,500,000.00		22,236,846.09	79,959.56	22,316,805.65		2.312	2.312
Income Payments															
04/13/18	04/13/18	3133EFJM0	AGCY CALL	FFCB	0.930	04/13/18				0.00	46,500.00	46,500.00			
04/15/18	04/15/18	912828L81	TREAS NOTE	U.S. Treasury	0.875	10/15/18				0.00	10,937.50	10,937.50			
04/15/18	04/15/18	912828Q52	TREAS NOTE	U.S. Treasury	0.875	04/15/19				0.00	8,750.00	8,750.00			
04/30/18	04/29/18	CD-3820-2	CD	Green Bk CD	1.000	01/29/19				0.00	12,328.77	12,328.77			
05/11/18	05/11/18	3134G9JD0	AGCY CALL	FHLMC	1.000	05/11/18				0.00	25,000.00	25,000.00			
05/15/18	05/15/18	912828M64	TREAS NOTE	U.S. Treasury	1.250	11/15/18				0.00	31,250.00	31,250.00			
05/29/18	05/28/18	3130ABF92	AGCY BULET	FHLB	1.375	05/28/19				0.00	27,500.00	27,500.00			
06/08/18	06/08/18	313379DT3	AGCY BULET	FHLB	1.250	06/08/18				0.00	31,250.00	31,250.00			
06/14/18	06/14/18	313379EE5	AGCY BULET	FHLB	1.625	06/14/19				0.00	40,625.00	40,625.00			
06/15/18	06/15/18	912828N22	TREAS NOTE	U.S. Treasury	1.250	12/15/18				0.00	25,000.00	25,000.00			
06/30/18	06/30/18	CD-8603	CD	East West Bk CD	0.950	07/28/19				0.00	12,046.71	12,046.71			
Total for: Income Payments										0.00	271,187.98	271,187.98			

Trade Date	Settle Date	CUSIP	Security Type	Security Description	Coupon	Mty Date	Call Date	Par Value	Price	Principal Amount	Int Purchased / Received	Total Amount	Realized Gain / Loss	YTM	YTW
Pooled Funds															
Capitalized Interest															
06/30/18	06/30/18	CD-8603	CD	East West Bk CD	0.950	07/28/19		12,046.71	100.000	12,046.71	0.00	12,046.71			
Total for: Capitalized Interest								12,046.71		12,046.71	0.00	12,046.71			

Trade Date	Settle Date	CUSIP	Security Type	Security Description	Coupon	Mty Date	Call Date	Par Value	Price	Principal Amount	Int Purchased / Received	Total Amount	Realized Gain / Loss	YTM	YTW
------------	-------------	-------	---------------	----------------------	--------	----------	-----------	-----------	-------	------------------	--------------------------	--------------	----------------------	-----	-----

Total for All Portfolios

Transaction Type	Quantity	Total Amount	Realized G/L	YTM	YTW
Total Maturities	22,000,000.00	22,000,000.00		1.118	
Total Purchases	22,500,000.00	22,316,805.65		2.312	2.312
Total Income Payments	0.00	271,187.98			
Total Capitalized Interest	12,046.71	12,046.71			

CUSIP	Settle Date	Security Type	Security Description	Next Call Date	Purchase Qty	Orig Price	Original Cost	Amrt/Accr for Period	Total Amrt/Accr Since Purch	Remaining Disc / Prem	Book Value
Pooled Funds											
3133EFJM0	10/30/15	AGCY CALL	FFCB 0.930 04/13/18		0.00	99.805	0.00	267.50	0.00	0.00	0.00
46640QDP3	07/28/17	CP - DISC	J.P.Morgan Sec 0.000 04/23/18		0.00	98.872	0.00	1,845.56	0.00	0.00	0.00
3134G9JD0	04/26/17	AGCY CALL	FHLMC 1.000 05/11/18		0.00	99.848	0.00	812.60	0.00	0.00	0.00
313379DT3	03/28/17	AGCY BULET	FHLB 1.250 06/08/18		0.00	100.130	0.00	(1,020.10)	0.00	0.00	0.00
46640QG62	03/08/18	CP - DISC	J.P.Morgan Sec 0.000 07/06/18		2,500,000.00	99.300	2,482,500.00	13,270.83	16,770.83	729.17	2,499,270.83
912828XK1	04/21/17	TREAS NOTE	U.S. Treasury 0.875 07/15/18		2,000,000.00	99.719	1,994,375.00	1,148.54	5,448.30	176.70	1,999,823.30
912828K82	11/01/17	TREAS NOTE	U.S. Treasury 1.000 08/15/18		2,500,000.00	99.691	2,492,285.16	2,462.53	6,497.12	1,217.72	2,498,782.28
912828RE2	11/27/17	TREAS NOTE	U.S. Treasury 1.500 08/31/18		5,000,000.00	99.938	4,996,875.00	1,010.95	2,447.35	677.65	4,999,322.35
48306BJ63	04/13/18	CP - DISC	Kaiser Foundation Hospital 0.000 09/06/18		2,000,000.00	99.047	1,980,938.89	10,313.89	10,313.89	8,747.22	1,991,252.78
78009BJ78	03/08/18	CP - DISC	Royal Bank of Canada 0.000 09/07/18		2,500,000.00	98.902	2,472,550.00	13,650.00	17,250.00	10,200.00	2,489,800.00
313375K48	03/28/17	AGCY BULET	FHLB 2.000 09/14/18		3,000,000.00	101.196	3,035,880.00	(6,174.75)	(30,871.59)	(5,008.41)	3,005,008.41
912828L81	11/01/17	TREAS NOTE	U.S. Treasury 0.875 10/15/18		2,500,000.00	99.453	2,486,328.13	3,576.15	9,505.65	4,166.22	2,495,833.78
36164KKS9	01/29/18	CP - DISC	GE Capital Treasury 0.000 10/26/18		5,000,000.00	98.515	4,925,750.00	25,025.00	42,075.00	32,175.00	4,967,825.00
89233HL28	02/08/18	CP - DISC	Toyota Mtr Cr 0.000 11/02/18		4,000,000.00	98.509	3,940,370.00	20,323.36	31,936.68	27,693.32	3,972,306.68
912828M64	01/08/18	TREAS NOTE	U.S. Treasury 1.250 11/15/18		5,000,000.00	99.551	4,977,539.06	6,578.15	12,615.24	9,845.70	4,990,154.30
912828N22	02/08/18	TREAS NOTE	U.S. Treasury 1.250 12/15/18		4,000,000.00	99.484	3,979,375.00	6,055.68	9,516.36	11,108.64	3,988,891.36
46640QNJ6	04/24/18	CP - DISC	J.P.Morgan Sec 0.000 01/18/19		1,500,000.00	98.102	1,471,530.83	7,196.67	7,196.67	21,272.50	1,478,727.50
CD-3820-2	01/30/16	CD	Green Bk CD 1.000 01/29/19		5,000,000.00	100.000	5,000,000.00	0.00	0.00	0.00	5,000,000.00
3135G0J53	04/13/18	AGCY BULET	FNMA 1.000 02/26/19		3,000,000.00	99.030	2,970,887.31	7,221.66	7,221.66	21,891.03	2,978,108.97
3130AAXX1	03/07/18	AGCY BULET	FHLB 1.375 03/18/19		5,000,000.00	99.254	4,962,700.00	9,001.40	11,406.05	25,893.95	4,974,106.05
912828Q52	04/13/18	TREAS NOTE	U.S. Treasury 0.875 04/15/19		2,000,000.00	98.750	1,975,000.00	5,338.90	5,338.90	19,661.10	1,980,338.90
3130ABF92	04/13/18	AGCY BULET	FHLB 1.375 05/28/19		4,000,000.00	99.075	3,963,000.00	7,091.36	7,091.36	29,908.64	3,970,091.36
313379EE5	05/11/18	AGCY BULET	FHLB 1.625 06/14/19		5,000,000.00	99.209	4,960,450.00	5,016.00	5,016.00	34,534.00	4,965,466.00
CD-8603	07/28/16	CD	East West Bk CD 0.950 07/28/19		5,092,327.20	100.000	5,092,327.20	0.00	0.00	0.00	5,092,327.20
912828TN0	06/08/18	TREAS NOTE	U.S. Treasury 1.000 08/31/19		5,000,000.00	98.301	4,915,039.06	4,279.89	4,279.89	80,681.05	4,919,318.95
Total for Pooled Funds					75,592,327.20		75,075,700.64	144,291.77	181,055.36	335,571.20	75,256,756.00
Total for Town of Addison					75,592,327.20		75,075,700.64	144,291.77	181,055.36	335,571.20	75,256,756.00

CUSIP	Security Type	Security Description	Pay Date	Interest	Principal	Total Amount
Pooled Funds						
46640QG62	CP - DISC	J.P.Morgan Sec 0.000 07/06/18	07/06/18	0.00	2,500,000.00	2,500,000.00
912828XK1	TREAS NOTE	U.S. Treasury 0.875 07/15/18	07/15/18	8,750.00	2,000,000.00	2,008,750.00
CD-3820-2	CD	Green Bk CD 1.000 01/29/19	07/29/18	12,500.00	0.00	12,500.00
912828K82	TREAS NOTE	U.S. Treasury 1.000 08/15/18	08/15/18	12,500.00	2,500,000.00	2,512,500.00
3135G0J53	AGCY BULET	FNMA 1.000 02/26/19	08/26/18	15,000.00	0.00	15,000.00
912828RE2	TREAS NOTE	U.S. Treasury 1.500 08/31/18	08/31/18	37,500.00	5,000,000.00	5,037,500.00
912828TN0	TREAS NOTE	U.S. Treasury 1.000 08/31/19	08/31/18	25,000.00	0.00	25,000.00
48306BJ63	CP - DISC	Kaiser Foundation Hospital 0.000 09/06/18	09/06/18	0.00	2,000,000.00	2,000,000.00
78009BJ78	CP - DISC	Royal Bank of Canada 0.000 09/07/18	09/07/18	0.00	2,500,000.00	2,500,000.00
313375K48	AGCY BULET	FHLB 2.000 09/14/18	09/14/18	30,000.00	3,000,000.00	3,030,000.00
3130AAXX1	AGCY BULET	FHLB 1.375 03/18/19	09/18/18	34,375.00	0.00	34,375.00
CD-8603	CD	East West Bk CD 0.950 07/28/19	09/30/18	12,094.27	0.00	12,094.27
912828L81	TREAS NOTE	U.S. Treasury 0.875 10/15/18	10/15/18	10,937.50	2,500,000.00	2,510,937.50
912828Q52	TREAS NOTE	U.S. Treasury 0.875 04/15/19	10/15/18	8,750.00	0.00	8,750.00
36164KKS9	CP - DISC	GE Capital Treasury 0.000 10/26/18	10/26/18	0.00	5,000,000.00	5,000,000.00
CD-3820-2	CD	Green Bk CD 1.000 01/29/19	10/29/18	12,500.00	0.00	12,500.00
89233HL28	CP - DISC	Toyota Mtr Cr 0.000 11/02/18	11/02/18	0.00	4,000,000.00	4,000,000.00
912828M64	TREAS NOTE	U.S. Treasury 1.250 11/15/18	11/15/18	31,250.00	5,000,000.00	5,031,250.00
3130ABF92	AGCY BULET	FHLB 1.375 05/28/19	11/28/18	27,500.00	0.00	27,500.00
313379EE5	AGCY BULET	FHLB 1.625 06/14/19	12/14/18	40,625.00	0.00	40,625.00
912828N22	TREAS NOTE	U.S. Treasury 1.250 12/15/18	12/15/18	25,000.00	4,000,000.00	4,025,000.00
Total for Pooled Funds				344,281.77	40,000,000.00	40,344,281.77

CUSIP	Security Type	Security Description	Pay Date	Interest	Principal	Total Amount
Total for All Portfolios						
			July 2018	21,250.00	4,500,000.00	4,521,250.00
			August 2018	90,000.00	7,500,000.00	7,590,000.00
			September 2018	76,469.27	7,500,000.00	7,576,469.27
			October 2018	32,187.50	7,500,000.00	7,532,187.50
			November 2018	58,750.00	9,000,000.00	9,058,750.00
			December 2018	65,625.00	4,000,000.00	4,065,625.00
Total Projected Cash Flows for Town of Addison				344,281.77	40,000,000.00	40,344,281.77