

Town of Addison



For the Quarter Ended

June 30, 2019

Report Name

Certification Page
Executive Summary
Benchmark Comparison
Detail of Security Holdings
Change in Value
Earned Income
Investment Transactions
Amortization and Accretion
Projected Fixed Income Cash Flows

MARKET RECAP - JUNE 2019:

June started off on a sour note as trade tensions ramped up after the administration threatened tariffs on Mexican imports in an attempt to address issues with immigration and border security. A week later, it was announced the tariffs would not take effect as the Mexican government had agreed to step up their efforts at the border. The trade outlook with China dimmed after the President reiterated his firm stance on tariffs and China pledged to “fight to the end.” All eyes were on the G-20 Summit in late June in hope of something resembling a resolution. The meeting ultimately resulted in a cease-fire and an agreement to restart negotiations, sending the S&P 500 to a new all-time high.

Factory managers are feeling the effects of tariffs, while their more domestically focused service sector counterparts appear better insulated. The ISM manufacturing index continued its descent in May, sliding to the lowest level since October 2016 at 52.1. In contrast, the ISM non-manufacturing index rose to 56.9 in May, its highest level since February, with the employment component reaching a two-year high. Nonfarm payrolls added just 75k jobs in May, falling well below the Bloomberg median forecast for 175k. Downward revisions to March and April subtracted a net 75k jobs, completely negating the May gains. Headline unemployment held steady at a five-decade low of 3.6%, but this was bit deceptive as the participation rate has retreated over the last three months and was back near a 40-year low. May retail sales rose by +0.5%, just below the median forecast, but the big surprise was a recalculation of April sales, revised significantly higher from -0.2% to +0.3%. The important “control group” figure used in GDP calculations climbed +0.5% in May, while April was revised upward from 0.0% to +0.4%. The Consumer Price Index showed less price pressure than expected as both headline and core CPI rose by just +0.1% during May. On a year-over-year basis, overall consumer inflation slowed from +2.0% to +1.8%, while core CPI slowed from +2.1% to +2.0%. Fed Chair Jerome Powell has said on a number of occasions that the lack of price pressures early in the year is transitory, suggesting that the Fed was willing to wait patiently for inflation to turn upward. The weak CPI report disputes this transitory idea and supports the market’s belief that the Fed will cut the overnight rate this summer.


At its mid-June meeting, the FOMC voted to hold the fed funds target rate steady in a range from 2.25% to 2.50%. However, the decision was not unanimous as St. Louis Fed President James Bullard preferred an immediate 25 basis point cut. As expected, the committee altered its message, shifting dovishly and opening the door to rate cuts in the near future. Following the FOMC meeting, a wave of new rate forecasts were published, with many Wall Street economists completely shifting gears. Bloomberg unexpectedly released a mid-month update to its survey of economists because so many opinions had changed. The majority surveyed now expect between 25 and 75 basis points of easing this year, with the first rate cut expected at the end of July. Bond yields continued their slide with the two-year Treasury note closing the month at 1.76% and the 10-year at 2.00%.

**For the Quarter Ended
June 30, 2019**


This report is prepared for the **Town of Addison** (the "Entity") in accordance with Chapter 2256 of the Texas Public Funds Investment Act ("PFIA"). Section 2256.023(a) of the PFIA states that: "Not less than quarterly, the investment officer shall prepare and submit to the governing body of the entity a written report of the investment transactions for all funds covered by this chapter for the preceding reporting period." This report is signed by the Entity's investment officers and includes the disclosures required in the PFIA. To the extent possible, market prices have been obtained from independent pricing sources.

The investment portfolio complied with the PFIA and the Entity's approved Investment Policy and Strategy throughout the period. All investment transactions made in the portfolio during this period were made on behalf of the Entity and were made in full compliance with the PFIA and the approved Investment Policy.

Officer Names and Titles:


Name: Olivia Espinoza-Riley, CPA

Title: Chief Financial Officer


Name: Amanda D. Turner, CPA

Title: Controller

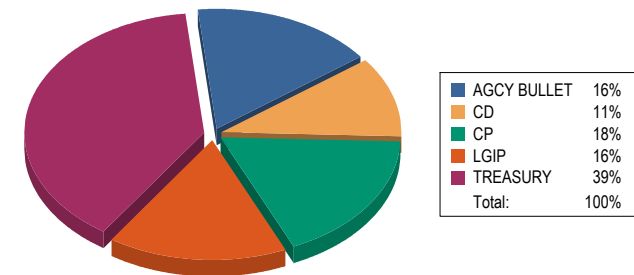
Account Summary

Allocation by Security Type

Beginning Values as of 03/31/19

Ending Values as of 06/30/19

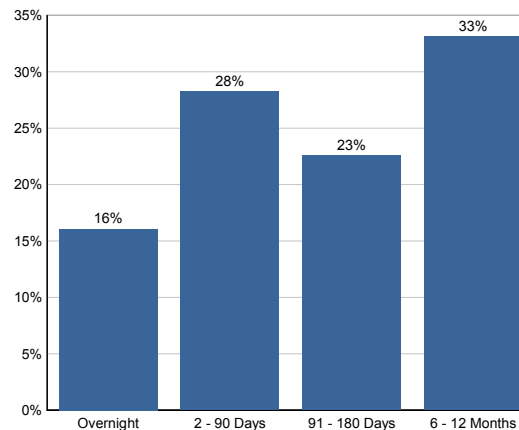
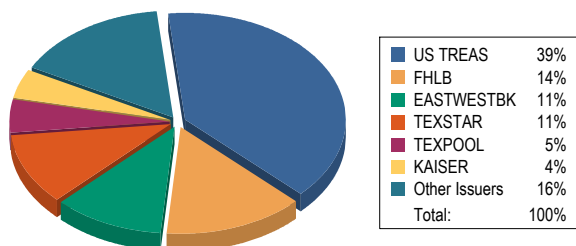
Par Value	97,713,623.15	92,537,669.66
Market Value	97,531,963.15	92,532,399.86
Book Value	97,472,346.79	92,384,970.91
Unrealized Gain/(Loss)	59,616.36	147,428.95
Market Value %	100.06%	100.16%
Weighted Avg. YTW	2.470%	2.475%
Weighted Avg. YTM	2.470%	2.475%



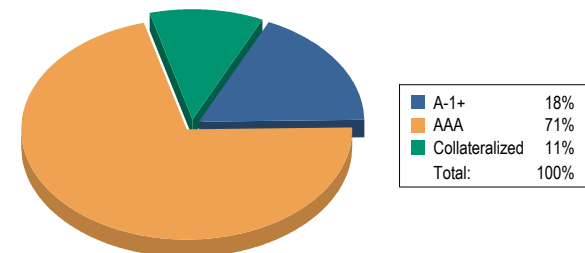
Allocation by Issuer

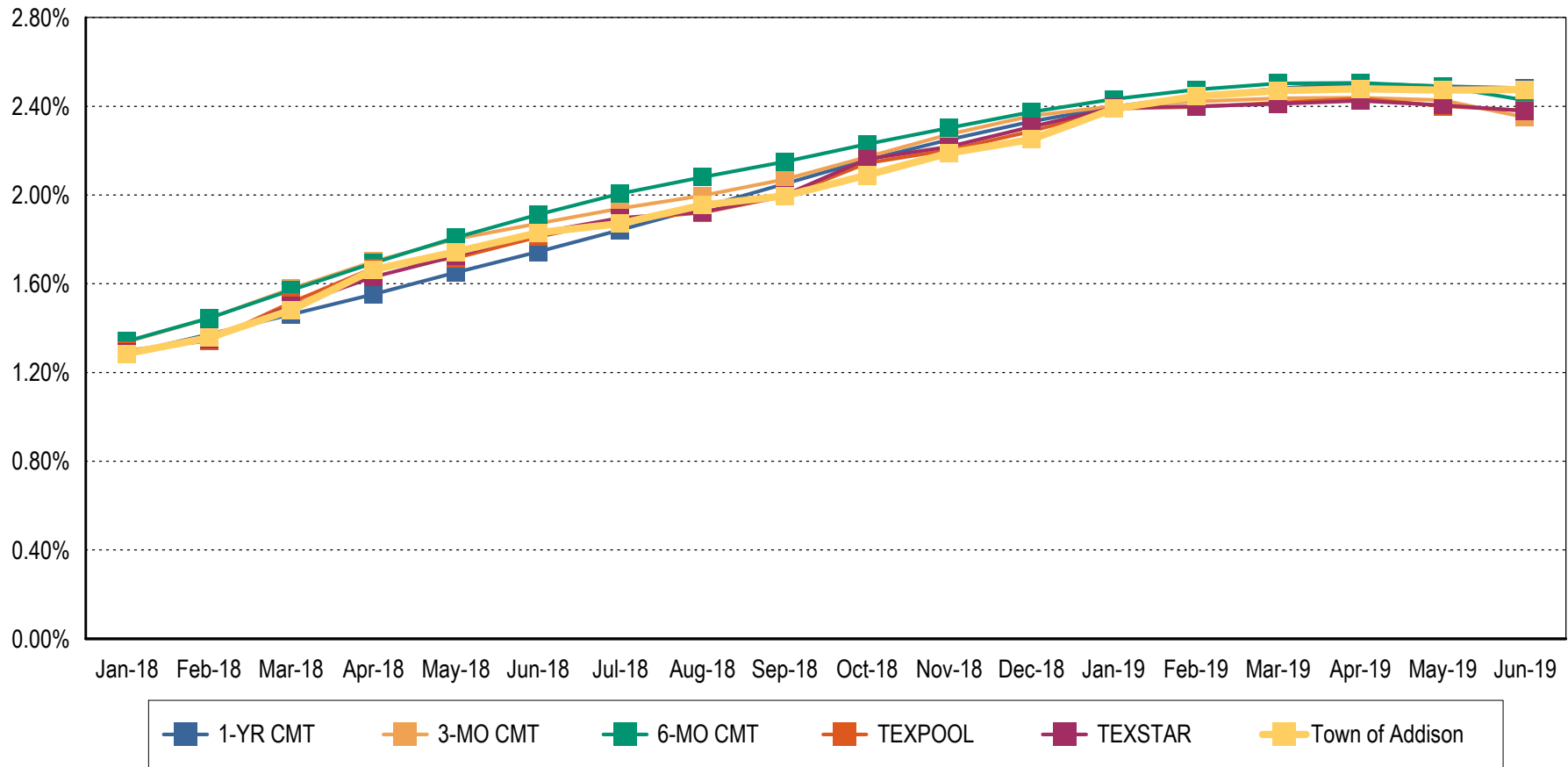
Maturity Distribution %

Credit Quality



Weighted Average Days to Maturity: 132





Note 1: CMT stands for Constant Maturity Treasury. This data is published in Federal Reserve Statistical Release H.15 and represents an average of all actively traded Treasury securities having that time remaining until maturity. This is a standard industry benchmark for Treasury securities. The CMT benchmarks are moving averages. The 3-month CMT is the daily average for the previous 3 months, the 6-month CMT is the daily average for the previous 6 months, and the 1-year and 2-year CMT's are the daily averages for the previous 12-months.

Note 2: Benchmark data for TexPool is the monthly average yield.

Note 3: Benchmark data for TexSTAR is the monthly average yield.

CUSIP	Settle Date	Sec. Type	Sec. Description	CPN	Mty Date	Next Call	Call Type	Par Value	Purch Price	Orig Cost	Book Value	Mkt Price	Market Value	Days to Mty	Days to Call	YTM	YTW
Pooled Funds																	
TEXPOOL		LGIP	TexPool					4,811,896.53	100.000	4,811,896.53	4,811,896.53	100.000	4,811,896.53	1		2.381	2.381
TEXSTAR		LGIP	TexSTAR					10,033,357.06	100.000	10,033,357.06	10,033,357.06	100.000	10,033,357.06	1		2.379	2.379
78009BUK6	10/26/18	CP - DISC	Royal Bank of Canada		07/19/19			3,000,000.00	97.902	2,937,046.67	2,995,740.00	99.860	2,995,787.70	19		2.901	2.901
CD-8603	07/28/16	CD	East West Bk CD	0.950	07/28/19			5,140,934.20	100.000	5,140,934.20	5,140,934.20	100.000	5,140,934.20	28		0.950	0.950
89233HUW2	11/05/18	CP - DISC	Toyota Mtr Cr		07/30/19			2,000,000.00	97.879	1,957,576.67	1,995,392.22	99.793	1,995,857.80	30		2.922	2.922
CD-8019	02/12/19	CD	East West Bk CD	2.690	08/12/19			5,051,481.87	100.000	5,051,481.87	5,051,481.87	100.000	5,051,481.87	43		2.690	2.690
912828TN0	06/08/18	TREAS NOTE	U.S. Treasury	1.000	08/31/19			5,000,000.00	98.301	4,915,039.06	4,988,438.90	99.787	4,989,368.50	62		2.412	2.412
48306BWA9	06/05/19	CP - DISC	Kaiser Foundation Hospital		09/10/19			4,000,000.00	99.340	3,973,594.44	3,980,672.24	99.469	3,978,778.40	72		2.466	2.466
3135G0ZG1	10/26/18	AGCY BULET	FNMA	1.750	09/12/19			2,000,000.00	99.190	1,983,800.00	1,996,346.64	99.898	1,997,951.00	74		2.689	2.689
912828F39	08/15/18	TREAS NOTE	U.S. Treasury	1.750	09/30/19			2,500,000.00	99.172	2,479,296.88	2,495,397.38	99.898	2,497,461.00	92		2.500	2.500
64105SXF0	02/13/19	CP - DISC	Nestle Finance Intl Ltd		10/15/19			3,000,000.00	98.211	2,946,320.00	2,976,680.01	99.311	2,979,326.40	107		2.688	2.688
912828T59	09/07/18	TREAS NOTE	U.S. Treasury	1.000	10/15/19			2,500,000.00	98.344	2,458,593.75	2,489,056.90	99.680	2,491,992.25	107		2.531	2.531
3130ACM92	11/05/18	AGCY BULET	FHLB	1.500	10/21/19			2,000,000.00	98.827	1,976,548.00	1,992,499.66	99.785	1,995,694.20	113		2.744	2.744
91514BGE7	02/11/19	CP - INT	Univ of TX	2.730	11/05/19			2,000,000.00	100.000	2,000,000.00	2,000,000.00	100.048	2,000,960.00	128		2.729	2.729
3130AA3R7	08/31/18	AGCY BULET	FHLB	1.375	11/15/19			3,500,000.00	98.614	3,451,490.00	3,484,899.81	99.727	3,490,431.00	138		2.549	2.549
912828U73	01/25/19	TREAS NOTE	U.S. Treasury	1.375	12/15/19			3,000,000.00	98.961	2,968,828.13	2,983,904.07	99.688	2,990,625.00	168		2.566	2.566
46640QZT1	04/02/19	CP - DISC	J.P.Morgan Sec		12/27/19			2,500,000.00	98.102	2,452,551.39	2,468,426.40	98.854	2,471,360.25	180		2.589	2.589
9128283S7	03/21/19	TREAS NOTE	U.S. Treasury	2.000	01/31/20			3,000,000.00	99.570	2,987,109.38	2,991,300.57	99.961	2,998,828.20	215		2.504	2.504
3130ADN32	03/20/19	AGCY BULET	FHLB	2.125	02/11/20			3,000,000.00	99.634	2,989,020.00	2,992,466.73	100.053	3,001,577.40	226		2.541	2.541
912828MP2	12/17/18	TREAS NOTE	U.S. Treasury	3.625	02/15/20			4,000,000.00	100.988	4,039,531.25	4,021,413.48	100.938	4,037,500.00	230		2.753	2.753
912828J50	01/30/19	TREAS NOTE	U.S. Treasury	1.375	02/29/20			3,000,000.00	98.699	2,960,976.56	2,975,854.77	99.551	2,986,523.40	244		2.604	2.604
3133XP50	01/18/19	AGCY BULET	FHLB	4.125	03/13/20			4,500,000.00	101.688	4,575,946.50	4,546,416.15	101.447	4,565,098.80	257		2.627	2.627
912828X21	02/08/19	TREAS NOTE	U.S. Treasury	1.500	04/15/20			5,000,000.00	98.805	4,940,234.38	4,959,930.15	99.582	4,979,101.50	290		2.533	2.533
912828ND8	02/27/19	TREAS NOTE	U.S. Treasury	3.500	05/15/20			5,000,000.00	101.156	5,057,812.50	5,041,829.35	101.277	5,063,867.00	320		2.524	2.524
912828XU9	02/28/19	TREAS NOTE	U.S. Treasury	1.500	06/15/20			3,000,000.00	98.680	2,960,390.63	2,970,635.82	99.555	2,986,640.40	351		2.543	2.543
Total for Pooled Funds								92,537,669.66	99.477	92,049,375.85	92,384,970.91	99.997	92,532,399.86	132		2.475	2.475
Total for Town of Addison								92,537,669.66	99.477	92,049,375.85	92,384,970.91	99.997	92,532,399.86	132		2.475	2.475

CUSIP	Security Type	Security Description	03/31/19 Book Value	Cost of Purchases	Maturities / Calls / Sales	Amortization / Accretion	Realized Gain/(Loss)	06/30/19 Book Value	03/31/19 Market Value	06/30/19 Market Value	Change in Mkt Value
Pooled Funds											
TEXPOOL	LGIP	TexPool	4,783,155.30	28,741.23	0.00	0.00	0.00	4,811,896.53	4,783,155.30	4,811,896.53	28,741.23
TEXSTAR	LGIP	TexSTAR	5,283,977.02	7,027,523.73	(2,278,143.69)	0.00	0.00	10,033,357.06	5,283,977.02	10,033,357.06	4,749,380.04
46640QR29	CP - DISC	J.P.Morgan Sec 0.000 04/02/19	2,499,819.45	0.00	(2,500,000.00)	180.55	0.00	0.00	2,499,625.00	0.00	(2,499,625.00)
912828Q52	TREAS NOTE	U.S. Treasury 0.875 04/15/19	1,999,038.60	0.00	(2,000,000.00)	961.40	0.00	0.00	1,998,800.00	0.00	(1,998,800.00)
89233HSE5	CP - DISC	Toyota Mtr Cr 0.000 05/14/19	2,990,217.51	0.00	(3,000,000.00)	9,782.49	0.00	0.00	2,990,640.00	0.00	(2,990,640.00)
3130ABF92	AGCY BULET	FHLB 1.375 05/28/19	3,994,760.80	0.00	(4,000,000.00)	5,239.20	0.00	0.00	3,993,240.00	0.00	(3,993,240.00)
313379EE5	AGCY BULET	FHLB 1.625 06/14/19	4,992,609.20	0.00	(5,000,000.00)	7,390.80	0.00	0.00	4,992,100.00	0.00	(4,992,100.00)
78009BUK6	CP - DISC	Royal Bank of Canada 0.000 07/19/19	2,974,203.33	0.00	0.00	21,536.67	0.00	2,995,740.00	2,975,610.00	2,995,787.70	20,177.70
CD-8603	CD	East West Bk CD 0.950 07/28/19	5,128,772.50	12,161.70	0.00	0.00	0.00	5,140,934.20	5,128,772.50	5,140,934.20	12,161.70
89233HUW2	CP - DISC	Toyota Mtr Cr 0.000 07/30/19	1,980,933.34	0.00	0.00	14,458.88	0.00	1,995,392.22	1,982,900.00	1,995,857.80	12,957.80
CD-8019	CD	East West Bk CD 2.690 08/12/19	5,017,718.33	33,763.54	0.00	0.00	0.00	5,051,481.87	5,017,718.33	5,051,481.87	33,763.54
912828TN0	TREAS NOTE	U.S. Treasury 1.000 08/31/19	4,971,192.05	0.00	0.00	17,246.85	0.00	4,988,438.90	4,969,900.00	4,989,368.50	19,468.50
48306BWA9	CP - DISC	Kaiser Foundation Hospital 0.000 09/10/19	0.00	3,973,594.44	0.00	7,077.80	0.00	3,980,672.24	0.00	3,978,778.40	3,978,778.40
3135G0ZG1	AGCY BULET	FNMA 1.750 09/12/19	1,991,715.62	0.00	0.00	4,631.02	0.00	1,996,346.64	1,993,620.00	1,997,951.00	4,331.00
912828F39	TREAS NOTE	U.S. Treasury 1.750 09/30/19	2,490,794.73	0.00	0.00	4,602.65	0.00	2,495,397.38	2,491,300.00	2,497,461.00	6,161.00
64105SXF0	CP - DISC	Nestle Finance Intl Ltd 0.000 10/15/19	2,956,659.99	0.00	0.00	20,020.02	0.00	2,976,680.01	2,957,610.00	2,979,326.40	21,716.40
912828T59	TREAS NOTE	U.S. Treasury 1.000 10/15/19	2,479,672.55	0.00	0.00	9,384.35	0.00	2,489,056.90	2,480,575.00	2,491,992.25	11,417.25
3130ACM92	AGCY BULET	FHLB 1.500 10/21/19	1,986,379.90	0.00	0.00	6,119.76	0.00	1,992,499.66	1,989,380.00	1,995,694.20	6,314.20
91514BGE7	CP - INT	Univ of TX 2.730 11/05/19	2,000,000.00	0.00	0.00	0.00	0.00	2,000,000.00	1,999,200.00	2,000,960.00	1,760.00
3130AA3R7	AGCY BULET	FHLB 1.375 11/15/19	3,474,820.30	0.00	0.00	10,079.51	0.00	3,484,899.81	3,478,090.00	3,490,431.00	12,341.00
912828U73	TREAS NOTE	U.S. Treasury 1.375 12/15/19	2,975,163.12	0.00	0.00	8,740.95	0.00	2,983,904.07	2,978,190.00	2,990,625.00	12,435.00
46640QZT1	CP - DISC	J.P.Morgan Sec 0.000 12/27/19	0.00	2,452,551.39	0.00	15,875.01	0.00	2,468,426.40	0.00	2,471,360.25	2,471,360.25
9128283S7	TREAS NOTE	U.S. Treasury 2.000 01/31/20	2,987,561.37	0.00	0.00	3,739.20	0.00	2,991,300.57	2,990,400.00	2,998,828.20	8,428.20
3130ADN32	AGCY BULET	FHLB 2.125 02/11/20	2,989,395.39	0.00	0.00	3,071.34	0.00	2,992,466.73	2,991,570.00	3,001,577.40	10,007.40
912828MP2	TREAS NOTE	U.S. Treasury 3.625 02/15/20	4,029,941.68	0.00	0.00	(8,528.20)	0.00	4,021,413.48	4,040,480.00	4,037,500.00	(2,980.00)
912828J50	TREAS NOTE	U.S. Treasury 1.375 02/29/20	2,966,973.39	0.00	0.00	8,881.38	0.00	2,975,854.77	2,971,770.00	2,986,523.40	14,753.40
3133XXP50	AGCY BULET	FHLB 4.125 03/13/20	4,562,839.26	0.00	0.00	(16,423.11)	0.00	4,546,416.15	4,569,750.00	4,565,098.80	(4,651.20)
912828X21	TREAS NOTE	U.S. Treasury 1.500 04/15/20	4,947,407.70	0.00	0.00	12,522.45	0.00	4,959,930.15	4,954,500.00	4,979,101.50	24,601.50
912828ND8	TREAS NOTE	U.S. Treasury 3.500 05/15/20	5,053,568.55	0.00	0.00	(11,739.20)	0.00	5,041,829.35	5,060,950.00	5,063,867.00	2,917.00
912828XU9	TREAS NOTE	U.S. Treasury 1.500 06/15/20	2,963,055.81	0.00	0.00	7,580.01	0.00	2,970,635.82	2,968,140.00	2,986,640.40	18,500.40
Total for Pooled Funds			97,472,346.79	13,528,336.03	(18,778,143.69)	162,431.78	0.00	92,384,970.91	97,531,963.15	92,532,399.86	(4,999,563.29)



Town of Addison
Change in Value
From 03/31/2019 to 06/30/2019

CUSIP	Security Type	Security Description	03/31/19 Book Value	Cost of Purchases	Maturities / Calls / Sales	Amortization / Accretion	Realized Gain/(Loss)	06/30/19 Book Value	03/31/19 Market Value	06/30/19 Market Value	Change in Mkt Value
Total for Town of Addison			97,472,346.79	13,528,336.03	(18,778,143.69)	162,431.78	0.00	92,384,970.91	97,531,963.15	92,532,399.86	(4,999,563.29)

CUSIP	Security Type	Security Description	Beg. Accrued	Interest Earned	Interest Rec'd / Sold / Matured	Interest Purchased	Ending Accrued	Disc Accr / Prem Amort	Net Income
Pooled Funds									
TEXPOOL	LGIP	TexPool	0.00	28,741.23	28,741.23	0.00	0.00	0.00	28,741.23
TEXSTAR	LGIP	TexSTAR	0.00	34,380.04	34,380.04	0.00	0.00	0.00	34,380.04
46640QR29	CP - DISC	J.P.Morgan Sec 0.000 04/02/19	0.00	0.00	0.00	0.00	0.00	180.55	180.55
912828Q52	TREAS NOTE	U.S. Treasury 0.875 04/15/19	8,076.92	673.08	8,750.00	0.00	0.00	961.40	1,634.48
89233HSE5	CP - DISC	Toyota Mtr Cr 0.000 05/14/19	0.00	0.00	0.00	0.00	0.00	9,782.49	9,782.49
3130ABF92	AGCY BULET	FHLB 1.375 05/28/19	18,791.67	8,708.33	27,500.00	0.00	0.00	5,239.20	13,947.53
313379EE5	AGCY BULET	FHLB 1.625 06/14/19	24,149.31	16,475.69	40,625.00	0.00	0.00	7,390.80	23,866.49
78009BUK6	CP - DISC	Royal Bank of Canada 0.000 07/19/19	0.00	0.00	0.00	0.00	0.00	21,536.67	21,536.67
CD-8603	CD	East West Bk CD 0.950 07/28/19	133.49	12,162.02	12,161.70	0.00	133.81	0.00	12,162.02
89233HUW2	CP - DISC	Toyota Mtr Cr 0.000 07/30/19	0.00	0.00	0.00	0.00	0.00	14,458.88	14,458.88
CD-8019	CD	East West Bk CD 2.690 08/12/19	369.80	33,766.03	33,763.54	0.00	372.29	0.00	33,766.03
912828TN0	TREAS NOTE	U.S. Treasury 1.000 08/31/19	4,347.83	12,364.13	0.00	0.00	16,711.96	17,246.85	29,610.98
48306BWA9	CP - DISC	Kaiser Foundation Hospital 0.000 09/10/19	0.00	0.00	0.00	0.00	0.00	7,077.80	7,077.80
3135G0ZG1	AGCY BULET	FNMA 1.750 09/12/19	1,847.22	8,750.00	0.00	0.00	10,597.22	4,631.02	13,381.02
912828F39	TREAS NOTE	U.S. Treasury 1.750 09/30/19	21,994.54	10,877.73	21,875.00	0.00	10,997.27	4,602.65	15,480.38
64105SXF0	CP - DISC	Nestle Finance Intl Ltd 0.000 10/15/19	0.00	0.00	0.00	0.00	0.00	20,020.02	20,020.02
912828T59	TREAS NOTE	U.S. Treasury 1.000 10/15/19	11,538.46	6,221.10	12,500.00	0.00	5,259.56	9,384.35	15,605.45
3130ACM92	AGCY BULET	FHLB 1.500 10/21/19	13,333.33	7,500.00	15,000.00	0.00	5,833.33	6,119.76	13,619.76
91514BGE7	CP - INT	Univ of TX 2.730 11/05/19	7,886.67	13,801.66	0.00	0.00	21,688.33	0.00	13,801.66
3130AA3R7	AGCY BULET	FHLB 1.375 11/15/19	18,180.56	12,031.25	24,062.50	0.00	6,149.31	10,079.51	22,110.76
912828U73	TREAS NOTE	U.S. Treasury 1.375 12/15/19	12,125.69	10,302.59	20,625.00	0.00	1,803.28	8,740.95	19,043.54
46640QZT1	CP - DISC	J.P.Morgan Sec 0.000 12/27/19	0.00	0.00	0.00	0.00	0.00	15,875.01	15,875.01
9128283S7	TREAS NOTE	U.S. Treasury 2.000 01/31/20	9,944.75	15,082.87	0.00	0.00	25,027.62	3,739.20	18,822.07
3130ADN32	AGCY BULET	FHLB 2.125 02/11/20	8,854.17	15,937.50	0.00	0.00	24,791.67	3,071.34	19,008.84
912828MP2	TREAS NOTE	U.S. Treasury 3.625 02/15/20	18,024.86	36,450.28	0.00	0.00	54,475.14	(8,528.20)	27,922.08
912828J50	TREAS NOTE	U.S. Treasury 1.375 02/29/20	3,586.96	10,200.40	0.00	0.00	13,787.36	8,881.38	19,081.78
3133XXP50	AGCY BULET	FHLB 4.125 03/13/20	9,281.25	46,406.25	0.00	0.00	55,687.50	(16,423.11)	29,983.14
912828X21	TREAS NOTE	U.S. Treasury 1.500 04/15/20	34,615.38	18,663.31	37,500.00	0.00	15,778.69	12,522.45	31,185.76
912828ND8	TREAS NOTE	U.S. Treasury 3.500 05/15/20	66,229.28	43,621.26	87,500.00	0.00	22,350.54	(11,739.20)	31,882.06
912828XU9	TREAS NOTE	U.S. Treasury 1.500 06/15/20	13,228.02	11,239.19	22,500.00	0.00	1,967.21	7,580.01	18,819.20
Total for Pooled Funds			306,540.16	414,355.94	427,484.01	0.00	293,412.09	162,431.78	576,787.72

CUSIP	Security Type	Security Description	Beg. Accrued	Interest Earned	Interest Rec'd / Sold / Matured	Interest Purchased	Ending Accrued	Disc Accr / Prem Amort	Net Income
Total for Town of Addison			306,540.16	414,355.94	427,484.01	0.00	293,412.09	162,431.78	576,787.72

Trade Date	Settle Date	CUSIP	Security Type	Security Description	Coupon	Mty Date	Call Date	Par Value	Price	Principal Amount	Int Purchased / Received	Total Amount	Realized Gain / Loss	YTM	YTW
Pooled Funds															
Maturities															
04/02/19	04/02/19	46640QR29	CP - DISC	J.P.Morgan Sec		04/02/19		2,500,000.00	100.000	2,500,000.00	0.00	2,500,000.00		2.651	
04/15/19	04/15/19	912828Q52	TREAS NOTE	U.S. Treasury	0.875	04/15/19		2,000,000.00	100.000	2,000,000.00	0.00	2,000,000.00		2.138	
05/14/19	05/14/19	89233HSE5	CP - DISC	Toyota Mtr Cr		05/14/19		3,000,000.00	100.000	3,000,000.00	0.00	3,000,000.00		2.768	
05/28/19	05/28/19	3130ABF92	AGCY BULET	FHLB	1.375	05/28/19		4,000,000.00	100.000	4,000,000.00	0.00	4,000,000.00		2.211	
06/14/19	06/14/19	313379EE5	AGCY BULET	FHLB	1.625	06/14/19		5,000,000.00	100.000	5,000,000.00	0.00	5,000,000.00		2.363	
Total for: Maturities								16,500,000.00		16,500,000.00	0.00	16,500,000.00		2.416	
Purchases															
04/02/19	04/02/19	46640QZT1	CP - DISC	J.P.Morgan Sec		12/27/19		2,500,000.00	98.102	2,452,551.39	0.00	2,452,551.39		2.589	2.589
06/04/19	06/05/19	48306BWA9	CP - DISC	Kaiser Foundation Hospital		09/10/19		4,000,000.00	99.340	3,973,594.44	0.00	3,973,594.44		2.466	2.466
Total for: Purchases								6,500,000.00		6,426,145.83	0.00	6,426,145.83		2.514	2.514
Income Payments															
04/01/19	03/31/19	912828F39	TREAS NOTE	U.S. Treasury	1.750	09/30/19				0.00	21,875.00	21,875.00			
04/15/19	04/15/19	912828X21	TREAS NOTE	U.S. Treasury	1.500	04/15/20				0.00	37,500.00	37,500.00			
04/15/19	04/15/19	912828T59	TREAS NOTE	U.S. Treasury	1.000	10/15/19				0.00	12,500.00	12,500.00			
04/15/19	04/15/19	912828Q52	TREAS NOTE	U.S. Treasury	0.875	04/15/19				0.00	8,750.00	8,750.00			
04/22/19	04/21/19	3130ACM92	AGCY BULET	FHLB	1.500	10/21/19				0.00	15,000.00	15,000.00			
04/30/19	04/30/19	CD-8019	CD	East West Bk CD	2.690	08/12/19				0.00	11,105.83	11,105.83			
05/15/19	05/15/19	3130AA3R7	AGCY BULET	FHLB	1.375	11/15/19				0.00	24,062.50	24,062.50			
05/15/19	05/15/19	912828ND8	TREAS NOTE	U.S. Treasury	3.500	05/15/20				0.00	87,500.00	87,500.00			
05/28/19	05/28/19	3130ABF92	AGCY BULET	FHLB	1.375	05/28/19				0.00	27,500.00	27,500.00			
05/31/19	05/31/19	CD-8019	CD	East West Bk CD	2.690	08/12/19				0.00	11,501.85	11,501.85			
06/14/19	06/14/19	313379EE5	AGCY BULET	FHLB	1.625	06/14/19				0.00	40,625.00	40,625.00			
06/17/19	06/15/19	912828U73	TREAS NOTE	U.S. Treasury	1.375	12/15/19				0.00	20,625.00	20,625.00			
06/17/19	06/15/19	912828XU9	TREAS NOTE	U.S. Treasury	1.500	06/15/20				0.00	22,500.00	22,500.00			
06/30/19	06/30/19	CD-8603	CD	East West Bk CD	0.950	07/28/19				0.00	12,161.70	12,161.70			
06/30/19	06/30/19	CD-8019	CD	East West Bk CD	2.690	08/12/19				0.00	11,155.86	11,155.86			
Total for: Income Payments										0.00	364,362.74	364,362.74			



Town of Addison
Investment Transactions
From 04/01/2019 to 06/30/2019

Trade Date	Settle Date	CUSIP	Security Type	Security Description	Coupon	Mty Date	Call Date	Par Value	Price	Principal Amount	Int Purchased / Received	Total Amount	Realized Gain / Loss	YTM	YTW
Pooled Funds															
Capitalized Interest															
04/30/19	04/30/19	CD-8019	CD	East West Bk CD	2.690	08/12/19		11,105.83	100.000	11,105.83	0.00	11,105.83			
05/31/19	05/31/19	CD-8019	CD	East West Bk CD	2.690	08/12/19		11,501.85	100.000	11,501.85	0.00	11,501.85			
06/30/19	06/30/19	CD-8603	CD	East West Bk CD	0.950	07/28/19		12,161.70	100.000	12,161.70	0.00	12,161.70			
06/30/19	06/30/19	CD-8019	CD	East West Bk CD	2.690	08/12/19		11,155.86	100.000	11,155.86	0.00	11,155.86			
Total for: Capitalized Interest								45,925.24		45,925.24	0.00	45,925.24			

Trade Date	Settle Date	CUSIP	Security Type	Security Description	Coupon	Mty Date	Call Date	Par Value	Price	Principal Amount	Int Purchased / Received	Total Amount	Realized Gain / Loss	YTM	YTW
------------	-------------	-------	---------------	----------------------	--------	----------	-----------	-----------	-------	------------------	--------------------------	--------------	----------------------	-----	-----

Total for All Portfolios

Transaction Type	Quantity	Total Amount	Realized G/L	YTM	YTW
Total Maturities	16,500,000.00	16,500,000.00		2.416	
Total Purchases	6,500,000.00	6,426,145.83		2.514	2.514
Total Income Payments	0.00	364,362.74			
Total Capitalized Interest	45,925.24	45,925.24			

CUSIP	Settle Date	Security Type	Security Description	Next Call Date	Purchase Qty	Orig Price	Original Cost	Amrt/Accr for Period	Total Amrt/Accr Since Purch	Remaining Disc / Prem	Book Value
Pooled Funds											
46640QR29	07/09/18	CP - DISC	J.P.Morgan Sec 0.000 04/02/19		0.00	98.072	0.00	180.55	0.00	0.00	0.00
912828Q52	04/13/18	TREAS NOTE	U.S. Treasury 0.875 04/15/19		0.00	98.750	0.00	961.40	0.00	0.00	0.00
89233HSE5	11/15/18	CP - DISC	Toyota Mtr Cr 0.000 05/14/19		0.00	98.635	0.00	9,782.49	0.00	0.00	0.00
3130ABF92	04/13/18	AGCY BULET	FHLB 1.375 05/28/19		0.00	99.075	0.00	5,239.20	0.00	0.00	0.00
313379EE5	05/11/18	AGCY BULET	FHLB 1.625 06/14/19		0.00	99.209	0.00	7,390.80	0.00	0.00	0.00
78009BUK6	10/26/18	CP - DISC	Royal Bank of Canada 0.000 07/19/19		3,000,000.00	97.902	2,937,046.67	21,536.67	58,693.33	4,260.00	2,995,740.00
CD-8603	07/28/16	CD	East West Bk CD 0.950 07/28/19		5,140,934.20	100.000	5,140,934.20	0.00	0.00	0.00	5,140,934.20
89233HUW2	11/05/18	CP - DISC	Toyota Mtr Cr 0.000 07/30/19		2,000,000.00	97.879	1,957,576.67	14,458.88	37,815.55	4,607.78	1,995,392.22
CD-8019	02/12/19	CD	East West Bk CD 2.690 08/12/19		5,051,481.87	100.000	5,051,481.87	0.00	0.00	0.00	5,051,481.87
912828TN0	06/08/18	TREAS NOTE	U.S. Treasury 1.000 08/31/19		5,000,000.00	98.301	4,915,039.06	17,246.85	73,399.84	11,561.10	4,988,438.90
48306BWA9	06/05/19	CP - DISC	Kaiser Foundation Hospital 0.000 09/10/19		4,000,000.00	99.340	3,973,594.44	7,077.80	7,077.80	19,327.76	3,980,672.24
3135G0ZG1	10/26/18	AGCY BULET	FNMA 1.750 09/12/19		2,000,000.00	99.190	1,983,800.00	4,631.02	12,546.64	3,653.36	1,996,346.64
912828F39	08/15/18	TREAS NOTE	U.S. Treasury 1.750 09/30/19		2,500,000.00	99.172	2,479,296.88	4,602.65	16,100.50	4,602.62	2,495,397.38
64105SXF0	02/13/19	CP - DISC	Nestle Finance Intl Ltd 0.000 10/15/19		3,000,000.00	98.211	2,946,320.00	20,020.02	30,360.01	23,319.99	2,976,680.01
912828T59	09/07/18	TREAS NOTE	U.S. Treasury 1.000 10/15/19		2,500,000.00	98.344	2,458,593.75	9,384.35	30,463.15	10,943.10	2,489,056.90
3130ACM92	11/05/18	AGCY BULET	FHLB 1.500 10/21/19		2,000,000.00	98.827	1,976,548.00	6,119.76	15,951.66	7,500.34	1,992,499.66
91514BGE7	02/11/19	CP - INT	Univ of TX 2.730 11/05/19		2,000,000.00	100.000	2,000,000.00	0.00	0.00	0.00	2,000,000.00
3130AA3R7	08/31/18	AGCY BULET	FHLB 1.375 11/15/19		3,500,000.00	98.614	3,451,490.00	10,079.51	33,409.81	15,100.19	3,484,899.81
912828U73	01/25/19	TREAS NOTE	U.S. Treasury 1.375 12/15/19		3,000,000.00	98.961	2,968,828.13	8,740.95	15,075.94	16,095.93	2,983,904.07
46640QZT1	04/02/19	CP - DISC	J.P.Morgan Sec 0.000 12/27/19		2,500,000.00	98.102	2,452,551.39	15,875.01	15,875.01	31,573.60	2,468,426.40
9128283S7	03/21/19	TREAS NOTE	U.S. Treasury 2.000 01/31/20		3,000,000.00	99.570	2,987,109.38	3,739.20	4,191.19	8,699.43	2,991,300.57
3130ADN32	03/20/19	AGCY BULET	FHLB 2.125 02/11/20		3,000,000.00	99.634	2,989,020.00	3,071.34	3,446.73	7,533.27	2,992,466.73
912828MP2	12/17/18	TREAS NOTE	U.S. Treasury 3.625 02/15/20		4,000,000.00	100.988	4,039,531.25	(8,528.20)	(18,117.77)	(21,413.48)	4,021,413.48
912828J50	01/30/19	TREAS NOTE	U.S. Treasury 1.375 02/29/20		3,000,000.00	98.699	2,960,976.56	8,881.38	14,878.21	24,145.23	2,975,854.77
3133XXP50	01/18/19	AGCY BULET	FHLB 4.125 03/13/20		4,500,000.00	101.688	4,575,946.50	(16,423.11)	(29,530.35)	(46,416.15)	4,546,416.15
912828X21	02/08/19	TREAS NOTE	U.S. Treasury 1.500 04/15/20		5,000,000.00	98.805	4,940,234.38	12,522.45	19,695.77	40,069.85	4,959,930.15
912828ND8	02/27/19	TREAS NOTE	U.S. Treasury 3.500 05/15/20		5,000,000.00	101.156	5,057,812.50	(11,739.20)	(15,983.15)	(41,829.35)	5,041,829.35
912828XU9	02/28/19	TREAS NOTE	U.S. Treasury 1.500 06/15/20		3,000,000.00	98.680	2,960,390.63	7,580.01	10,245.19	29,364.18	2,970,635.82
Total for Pooled Funds					77,692,416.07		77,204,122.26	162,431.78	335,595.06	152,698.75	77,539,717.32

CUSIP	Settle Date	Security Type	Security Description	Next Call Date	Purchase Qty	Orig Price	Original Cost	Amrt/Accr for Period	Total Amrt/Accr Since Purch	Remaining Disc / Prem	Book Value	
Total for Town of Addison							77,692,416.07	77,204,122.26	162,431.78	335,595.06	152,698.75	77,539,717.32

CUSIP	Security Type	Security Description	Pay Date	Interest	Principal	Total Amount
Pooled Funds						
78009BUK6	CP - DISC	Royal Bank of Canada 0.000 07/19/19	07/19/19	0.00	3,000,000.00	3,000,000.00
CD-8603	CD	East West Bk CD 0.950 07/28/19	07/28/19	3,746.54	5,140,934.20	5,144,680.74
89233HUW2	CP - DISC	Toyota Mtr Cr 0.000 07/30/19	07/30/19	0.00	2,000,000.00	2,000,000.00
CD-8019	CD	East West Bk CD 2.690 08/12/19	07/31/19	11,323.73	0.00	11,323.73
9128283S7	TREAS NOTE	U.S. Treasury 2.000 01/31/20	07/31/19	30,000.00	0.00	30,000.00
3130ADN32	AGCY BULET	FHLB 2.125 02/11/20	08/11/19	31,875.00	0.00	31,875.00
CD-8019	CD	East West Bk CD 2.690 08/12/19	08/12/19	4,467.44	5,051,481.87	5,055,949.31
912828MP2	TREAS NOTE	U.S. Treasury 3.625 02/15/20	08/15/19	72,500.00	0.00	72,500.00
912828J50	TREAS NOTE	U.S. Treasury 1.375 02/29/20	08/31/19	20,625.00	0.00	20,625.00
912828TN0	TREAS NOTE	U.S. Treasury 1.000 08/31/19	08/31/19	25,000.00	5,000,000.00	5,025,000.00
48306BWA9	CP - DISC	Kaiser Foundation Hospital 0.000 09/10/19	09/10/19	0.00	4,000,000.00	4,000,000.00
3135G0ZG1	AGCY BULET	FNMA 1.750 09/12/19	09/12/19	17,500.00	2,000,000.00	2,017,500.00
3133XXP50	AGCY BULET	FHLB 4.125 03/13/20	09/13/19	92,812.50	0.00	92,812.50
912828F39	TREAS NOTE	U.S. Treasury 1.750 09/30/19	09/30/19	21,875.00	2,500,000.00	2,521,875.00
64105SXF0	CP - DISC	Nestle Finance Intl Ltd 0.000 10/15/19	10/15/19	0.00	3,000,000.00	3,000,000.00
912828T59	TREAS NOTE	U.S. Treasury 1.000 10/15/19	10/15/19	12,500.00	2,500,000.00	2,512,500.00
912828X21	TREAS NOTE	U.S. Treasury 1.500 04/15/20	10/15/19	37,500.00	0.00	37,500.00
3130ACM92	AGCY BULET	FHLB 1.500 10/21/19	10/21/19	15,000.00	2,000,000.00	2,015,000.00
91514BGE7	CP - INT	Univ of TX 2.730 11/05/19	11/05/19	40,950.00	2,000,000.00	2,040,950.00
3130AA3R7	AGCY BULET	FHLB 1.375 11/15/19	11/15/19	24,062.50	3,500,000.00	3,524,062.50
912828ND8	TREAS NOTE	U.S. Treasury 3.500 05/15/20	11/15/19	87,500.00	0.00	87,500.00
912828U73	TREAS NOTE	U.S. Treasury 1.375 12/15/19	12/15/19	20,625.00	3,000,000.00	3,020,625.00
912828XU9	TREAS NOTE	U.S. Treasury 1.500 06/15/20	12/15/19	22,500.00	0.00	22,500.00
46640QZT1	CP - DISC	J.P.Morgan Sec 0.000 12/27/19	12/27/19	0.00	2,500,000.00	2,500,000.00
Total for Pooled Funds				592,362.71	47,192,416.07	47,784,778.78

CUSIP	Security Type	Security Description	Pay Date	Interest	Principal	Total Amount
-------	---------------	----------------------	----------	----------	-----------	--------------

Total for All Portfolios

July 2019	45,070.27	10,140,934.20	10,186,004.47
August 2019	154,467.44	10,051,481.87	10,205,949.31
September 2019	132,187.50	8,500,000.00	8,632,187.50
October 2019	65,000.00	7,500,000.00	7,565,000.00
November 2019	152,512.50	5,500,000.00	5,652,512.50
December 2019	43,125.00	5,500,000.00	5,543,125.00
Total Projected Cash Flows for Town of Addison	592,362.71	47,192,416.07	47,784,778.78